



KATHY'S KREATIONS
141 East Main Street
Ligonier, PA 15658
724-238-9320
OCTOBER 2012 UPDATE

Calling all knitters and crocheters -- fall into the season! Before the snow flies and frigid winter temperatures descend upon us, the air turns crisp, and the leaves dramatically change to vibrant crimson and gold. The fleeting beauty of October surrounds us here in the Laurel Highlands, inspiring us to pick up our knitting needles and crochet hooks and stitch, stitch, stitch!

Kathy's Kreations is celebrating the arrival of autumn with seasonally-inspired (and inspiring) yarns and patterns. Our shop is filled with projects that satisfy the urge to make beautiful things that you can wear and use every day -- cozy sweaters, luxurious scarves, stylish home decor, whimsical kids' hats (pumpkins, spiders and such), as well as personalized gifts. The current color palette for fall is a brilliant mix of subdued neutrals and bold brights with a hint of glitz (think jewel tones, chartreuse and tangerine tango). Add a little pizzazz to your wardrobe and accessories with this refreshing and cheerful change from typical dark shades for cooler weather.

With knitting and crocheting, good things happen little by little, but the results can be very rewarding and satisfying. Whatever your ambition, whatever your skill level, whatever your interest, our latest collection is sure to spark your creativity -- we've got fall covered!

OCTOBER IS MOHAIR MONTH

**All regularly-priced mohair and mohair-blend yarns in stock
are 10% off throughout October 2012**

**Hours: 9:00 am - 5:00 pm Monday through Saturday
Extended hours during Fort Ligonier Days October 12-14, 2012
Open Sunday, October 14, 2012, 12 noon - 5 pm**

Kathy is usually away on Wednesday, but the shop is open

We accept Mastercard, VISA, Discover, AX
Private knitting, crochet, spinning, and drop spindle
instructions are available by appointment
Finishing services & gift certificates available
Shopping at Kathy's Kreations has never been easier
COME IN - CALL UP - LOG ON
e-mail kathy@kathys-kreations
please visit our website www.kathys-kreations.com



*** GREAT NEW STUFF ***

Fall is all about color. Fall 2012's fashion knitwear story is "cozy meets colorful". From a variety of silhouettes and new fabrications, fusion is the key this fall. In addition, shimmer and shine add a new level of sophistication to the season. Color can transform a mood or even an attitude. It can set ideas in motion. Add a pop of happy color to your knitting and crochet projects, particularly accessories -- set against a neutral background, a snazzy color can lift your spirits. One of the joys of making it your own is that you can use the colors that make you happiest. Dive into our colorful collection of natural fiber yarns and more wonderful products like these to jumpstart your creativity...

Couldn't get to Kathy's "Working With Self-Striping Yarns" class at Knitter's Day Out last month? Now you can purchase her original design stashbuster created just for the class, "Paintbox Fingerless Mitts" (\$4.00, shown upper left). Knit with one ball each of two colorways of KNIT ONE, CROCHET TOO's "Paintbox" (\$9.50, 50 grams, 100 yards, 100% wool, CYCA #4) in an easy striped pattern alternating the two shades. There is quite a bit of fashion interest in the fingertips these days. The fingerless mitts can show off your mani and still leave your fingers free for texting, driving (no texting while driving, please!), or enjoying your favorite cup of tea or coffee. Our knitting friend Judy Tlumac suggests wearing leather gloves or stretchy tight gloves under these fingerless mitts when the temperatures dip...

For many stitchers, there is a reassuring comfort in yarns that work into substantial knitwear. You know the kind we mean -- the cozy, comfortable cardigans, pullovers, hats, scarves and mittens we reach for when heading out for a brisk walk on a chilly morning, raking leaves, or on our daily commute. These are the yarns that pair so well with simple shapes, traditional cables, and straight-forward knit-and-purl patterns. These are also the yarns that sometimes surprise us in their affinity for lace patterns and delicate stitches. "Shepherd's Wool" by STONEHEDGE FIBER MILL is one such yarn (\$13.50, 4 oz./ 250 yards, 100% worsted spun fine wool, CYCA #4). Made in the USA, this soft yet sturdy yarn is an excellent choice for a wide variety of projects and provides superb stitch definition. Did we mention it felts well too?

INTERWEAVE presents special issue *Knit.wear Fall 2012* (\$14.99, shown lower right), celebrating lush minimalistic textures, sculptural lace, and sharply-defined gathered knit fabric. Cozy up with knitwear-inspired decor for your knitted nest in softly spun yarns yielding lofty stitches with impact. We highly recommend the tutorial by Ann Budd "Start To Finish" for the comprehensive array of cast-on and bind-off techniques (a "must-have" for any knitter's library)...

Holiday shopping may not already be on your mind, but we're pretty sure that knitting *is*. What better way to get a jump on your gift list than to begin making those presents right now? In the special issue of *Knit Simple Holiday 2012* (\$6.99), the editors have covered all the bases, with 55 fabulous presents for giftees including family members, teachers, outdoor enthusiasts, cooking aficionados, coffee lovers, knitting friends and man's best friend. This issue will inspire you to start knitting for the holidays, because a gift made with your hands is a gift straight from the heart...

Interweave Crochet Fall 2012 (\$6.99) explores a whole rainbow of colors with a "Cornucopia of Color" and "Colorplay Cardigans" stories. Experiment with your own favorite color combinations, find your favorite cardigan silhouettes and learn mosaic, tapestry, Fair Isle and more....



*** MORE GREAT NEW STUFF ***

Autumn, the knitter's season, always has us feeling kind of tweedy. Could there be a better project than tweedy fingerless gloves in glorious autumn shades? We've been making one of our all-time best-selling patterns, CHURCHMOUSE DESIGNS "Welted Fingerless Gloves" (\$5.50, shown right), with one of our all-time favorite yarns, ROWAN "Felted Tweed" (\$10.50, 50 grams, 191 yards, 50% merino wool / 25% alpaca / 25% viscose, CYCA #3, photo page six). We think you might love them, too! This yarn produces a "quiet luster" fabric that has body, softness and drape -- the best of all worlds. It is also machine wash gentle cycle, a handy feature for gloves. Although "Felted Tweed" colorways span the seasons, there are so many that are perfectly suited to the autumnal turning leaves, darkening hedges and the softer light of shorter days...



Good things come in complete packages. New from KNIT PICKS are Harmony wood double-pointed needle sets: 4" dpns in sizes 0-4 (\$29.99); 5" dpns in sizes 0 - 3 (\$34.99) and 6" dpns in sizes 0 - 3). A new shipment of KNIT PICKS needles have arrived in Harmony Wood straight knitting needles, US 13, 15 & 17 interchangeable points, circulars and Nickel-plated circulars...

Get organized in terrific style! New small "pencil case-style" organizer bags with our Kathy's Kreations logo are here in red, part of our "Stitch Red" campaign to raise awareness about women's heart health. Cat lovers will fancy our new small 6" X 9" zippered canvas pouches with feline prints from LAUREL BURCH (\$10.95)...

New from LOUISA HARDING comes the "Delphine" pattern collection (\$12.50) featuring contemporary dresses, pullovers, shells, tops, jackets and ponchos (yes, they are back! Spring 2013 previews are showing updated 60s-influence designs are making a comeback, fringe and all)...

"Soiree" pattern booklet (\$17.99) from S. CHARLES COLLEZIONE is a collection inspired by the richness of S. CHARLES YARNS' sophisticated seasonal color palette. Each of the timeless, yet fashion-forward designs bears a French name -- as only the effortless chic of the French women can match the elegance of these styles. The "Anais" sleeveless top, shown lower left, is knit from "Adele" (\$20.50, 50 grams, 169 yards, 43% viscose / 28% polyester / 20% kid mohair / 9% polyamide, CYCA #3) combines a metallic thread with a mohair halo strand and tiny sequins. These designs easily transition from dressy daytime to evening elegance with panache. Subtle sequins and metallics have replaced last season's self-ruffling yarns for the season's hottest look in scarfs and wraps, too...

For everyday and kids' wear, our new arrival "Weekend Chunky" (\$6.95, 100 grams, 119 yards, 75% acrylic / 25% cotton) from BERROCO is yarn you've been waiting for! This yarn is an excellent choice for those who are sensitive to wool and animal fibers, and it is easy care, machine washable...



Straight from Kathy's Kreations Fall Fling Weekend in mid-September comes KRAEMER YARNS "Baby Blocks" Mitered Blocks Baby Afghan designed by our guest instructor Eleanor Swogger. Eleanor constructed the blanket out of individual squares, which are picked up and knit from each other -- no sewing required! Worked with five shades of KRAEMER "Perfection Worsted" (\$6.95, 100 grams, 200 yards, 30% domestic merino / 70% acrylic), this charmer is also available as a kit (\$58.00). The afghan can be modified to a larger size or to use any combination of colors you choose...



*** NOW ON OUR BOOKSHELVES ***

Kids are -- and should be -- Little Rascals. Look inside the MILLAMIA "Little Rascals" book (\$27.95, soft cover, shown upper left) to see them at their playful best, enjoying themselves in their handknitted clothes. Knits for kids can be playful and comfortable yet also sophisticated, pleasing both the wearer and their style-conscious moms. Handknits can be part of a child's fun, mischievous, imaginative day. Catering to ages from newborn to seven years old depending on the design, the patterns span dresses, cardigans, babygrows, sweaters and accessories including blankets, scarves and hats.

There are plenty of goodies in both the Beginner and Improving skill level categories, including a tie-wrap ballet cardigan and a batwing sweater with an asymmetrical neckline. Whimsical detailing -- bows instead of buttons on a sassy cardi, a massive striped hand-warming pocket on an otherwise all-stockinette scarf, a bright kangaroo pouch on an irresistible baby onesie -- place these designs smack dab in cutesy Kiddyland. While girls get a little more attention, styles for boys are elegant without being stuffy. A clever feature suggests alternate color choices for every garment, helpful for stitchers who want to visualize what a garment will look like in substituted shades...

Discover top-down knitting from the ground up with *The Knitter's Handy Book of Top-Down Sweaters* by Ann Budd (\$29.95, spiral bound). Answering to a growing interest in knitting sweaters from the top down and knitting seamless sweaters that require little finishing, this book offers instructions for knitting four basic sweater types: seamless yoke, raglan, set-in sleeve and saddle-shoulder. Ann includes beautiful patterns for children and adults in multiple sizes and yarn gauges that serve as springboards for creative expression.

For each of the four sweater types, after the basics of construction are addressed, three full sweater patterns are featured -- for a total of twelve sweater patterns in the book. Alongside Budd's own designs, each section features one topnotch guest designer: Jared Flood, Veronik Avery, Pam Allen, and Anne Hanson. ***** EDITOR'S NOTE: Anne Hanson was just announced as Kathy's Kreations Spring Break guest instructor! Anne's top-down raglan cardigan for this book is shown lower right. *****

With personal design touches, detailed charts, clear instruction, and quick tips for expanding knitting possibilities, this *Handy* book will kick your knitting needles into overdrive...

Knitting traditions and connections are everywhere, sometimes in the most unlikely places. Sprinkled through the latest special publication of INTERWEAVE's *Knitting Traditions Fall 2013* (\$14.99) are projects taken from *Piecework's* collection of vintage magazines, with a few incorporating crochet techniques. The patterns are divided into seven sections: wraps, hand & arm coverings, head coverings, feet & leg coverings, bags, household items, sweaters and the companion stories that frame projects with cultural background. This issue is packed with historical context on the craft's rich history, stories about extraordinary knitters, and projects for new and lifelong knitters to enjoy...







In today's knitting world, Stephen West is the king of shaping and beautiful drape. The designs in *Westknits Book Three* (\$22.00, soft cover) are clever, flattering and the easy-to-follow patterns are well written. Through the use of simple elements and striking color techniques, Stephen West proves that a good pattern design is more a matter of good taste than complicated knitting. Because the complexity in his designs lies in the design itself and not in the technique, his patterns are accessible to knitters at many levels of proficiency. *Westknits Book Four* will be available in November 2012 and we are accepting advance reservations now. We stock many of Stephen West's individual patterns, including "Vulpix" and "Chevry" top-down shawls and others...



*** INQUIRING KNITTERS WANT TO KNOW ***

Karen McC asks: "What does the term CYCA and the numbers that you use in yarn descriptions mean?"

CYCA is the Craft Yarn Council of America, which sets standards for sizing and yarn weight categories. These are indicated on the yarn ball band with a small yarn logo, shown below. You can learn a lot from the ball band. Locate the yarn weight and Stockinette Stitch gauge range over 4" / 10 cm. and compare to the chart. These guidelines apply to commonly used gauges and needle sizes in specific yarn categories.

Yarn Weight					
					
Super Fine	Fine	Light	Medium	Bulky	Super Bulky
Also called					
Sock Fingering Baby	Sport Baby	DK Light- Worsted	Worsted Afghan Aran	Chunky Craft Rug	Bulky Roving
Stockinette Stitch Gauge Range 10cm/4 inches					
27 sts to 32 sts	23 sts to 26 sts	21 sts to 24 sts	16 sts to 20 sts	12 sts to 15 sts	6 sts to 11 sts
Recommended needle (metric)					
2.25 mm to 3.25 mm	3.25 mm to 3.75 mm	3.75 mm to 4.5 mm	4.5 mm to 5.5 mm	5.5 mm to 8 mm	8 mm and larger
Recommended needle (US)					
1 to 3	3 to 5	5 to 7	7 to 9	9 to 11	11 and larger

Sharyn L asks: "I am finishing a sweater that my late mother started. It is half done and I have some yarn, but I just don't have any idea of how many balls she used for the back. How do I know how much I will need?"

Kathy answers: If you still have the ball band, check how many yards are in ounces or grams. Weigh the pieces you have finished. If they weigh 200 grams for example and you have 109 yards in a 50 gram ball, then she would have used 4 balls or 436 yards. You will need approximately that amount to finish the remaining half of the project.

If you are knitting a pullover with the patterning pretty much equal throughout the garment and standard length, the back will generally take 1/3 of the total yardage, the front and neck about 1/3 and both sleeves the remaining 1/3. This is a general estimate and may not be true if you have a heavily textured pattern in your project or a longer body length (tunic). However, this is a close estimate that may work for your situation. This is a good example of why you should always save ball bands until the project is completed.

In the event that you will not have enough yardage, some creativity is in order. Try working color blocking, add stripes, work bands / collar / trims in a contrasting color or novelty yarn, or shortening the sleeves to a 3/4 length (knit both at the same time to make sure they will be the same length).

*** KNIT TIPS FROM KATE LEMMERS ***

There are many rules and helpful hints about knitting. Taking her cue from David Letterman, our knitting friend Kate Lemmers offers her top 10 overall, good basic, "wouldn't-hurt-you-to-know" personal knitting tips. Thanks, Kate! You are invited to visit her website, <http://katelemmersdesigns.com>



10. Knit on something every day.
9. Knit something for yourself every year.
8. After 3 mistakes at night, put your knitting down and go to bed.
7. Try something new. There are so many great things to knit -- lace, cables, socks, shawls, garments, accessories, lace weight to bulky. Try something new to keep your craft fun and interesting. It is good for your brains, too!
6. Keep learning. As old as knitting is, there is always someone out there discovering something new.
5. Swatches are good for so many things, especially a finished product that turns out great.
4. Learn to read your knitting, and then you will always know where you are in the pattern.
3. Work with the best materials and tools you can afford. The investment you make in your knitting will show in your finished product.
2. There is no right way to knit. As long as you are getting the fabric you desire, you are doing it right. Don't let anyone tell you any different. BUT -- specific techniques performed in a required manner may be needed to produce some specific results.
1. The #1 tip and trick for saving time and producing good knitting is: Check your work frequently for measurements, gauge, and mistakes. Finding the issue fast saves yarn, prevents ripping, and keeps you enthusiastic.

*** WHAT IS A SHORT ROW? ***

Short rows are used to work partial rows when shaping knitting pieces. Working a partial (i.e, "short") row increases the number of rows in one area without having to bind off stitches in another; the number of stitches remains constant. This type of shaping eliminates the stair-step edges that occur when a series of stitches are bound off, as is commonly used to shape shoulders and necks. Short rows are also used to add bust darts or extra length wherever you need it.

*** CROCHET RIBBED HAT ***

This hat is often mistaken for a knitted hat. It is easy to crochet by working single crochet side-to-side in the back loops only, then gathering the hat into a tube. It is very easy and works up fast. Our thanks to KRAEMER YARNS for sharing this pattern with us, and to the designer, Clara Masessa!

Sizes: Child's without fold-up (child's with fold-up, adult's without fold-up, adult's with fold-up in parentheses); adult's fold-up shown in photo lower left

Materials: KRAEMER YARNS "Perfection Worsted" 1 (1,1,2) skeins; US crochet hook size H (5.0 mm); tapestry needle

Gauge: 3.5 sc = 1"

Directions: Chain 28 (26, 35, 47).

- Row 1: Starting in second chain from hook, single crochet (sc) across, chain 1, turn. Mark first row as the right side of work.
- Row 2: Working in back loops only, sc across, chain 1, turn.
- Repeat row 2 until work measures 16" (16", 17", 17"), ending with a wrong side row. With wrong sides together, slip stitch the front loop of facing side and the single loop of starting chain together across row. End off, leaving a 24" tail of yarn. Using a long-eye tapestry needle, gather this end of tube together using a whip stitch and fasten off. Weave in loose ends.



*** WHERE'S KATHY? ***

October 4 - 7, 2012: Kathy will be the featured instructor at a "Knitting Superstar" weekend for the Atlanta Knitting Guild; Atlanta, GA

October 26 - 27, 2012: Kathy will be the guest teacher at the Western Reserve Knitting Guild in Canfield, OH for a "Sideways Knit Cable Hat" workshop & knitting weekend which includes a program on "The Design Process"

November 1 - 4, 2012: Omni Bedford Springs Fall Knittreat; Kathy will teach "Lace-Back Fingerless Gloves; details at <http://www.knittreat.com>

November 2012 through February 2013: Kathy will be teaching classes from Stitches MW and KDO right here at Kathy's Kreations; if you were unable to attend these events, please let us know which classes you would like to take with Kathy here at the shop

March 15-17, 2013: Pittsburgh Knit and Crochet Festival; vendor at Market Booths #2 & #3

April 20-22, 2013: Kathy Zimmerman and Carol Smith host Spring Break at the Ligonier Ramada with guest instructor, reknowned designer Anne Hanson

*** SADDLE SHOULDERS ***

With the return of Aran cable sweaters this fall, saddle shoulders are making a comeback. *Knitting Daily's* editor Kathleen Cubley in her review of *The Handy Book of Top-Down Sweaters* by Ann Budd (see page four): "Saddle-shoulder sweaters, named for the extensions of the sleeves (also called saddles or sleeve straps) that extend from the neck to the tops of the sleeve caps, have a classic fit. Like sweaters with set-in sleeves, saddle-shoulder sweaters have no excess fabric at the armholes and therefore have a clean, tailored silhouette that is well-suited for close-fitting variations.

More importantly, the shoulder straps provide a prominent area in which to showcase a design element, perhaps in a textured stitch pattern or contrasting color".

*** SPRING BREAK WORKSHOP ANNOUNCEMENT ***

KATHY'S KREATIONS invites you to join us for a "spring break" knitting workshop weekend, hosted by Carol Smith and Kathy Zimmerman, Friday April 19, 2013 - Sunday, April 21, 2013.

Knitspot owner and designer, Anne Hanson (shown lower right wearing the Les Abeilles shawl), will teach a twelve-hour workshop at the Ramada Inn in historic Ligonier, PA. The weekend will kick off with a Meet & Greet with Anne on Friday evening. On Saturday, Anne shall teach "Welcome to the Chart Side" followed by the Shawl Project Class -- "Les Abeilles Part 1". On Sunday, Anne shall teach the Shawl Project Class "Les Abeilles Part 2" followed by Finishing / Blocking Tips. For detailed class descriptions / student supplies, please e-mail kathy@kathys-kreations.com or call (724) 238-9320 to request a flyer.

SKILL LEVEL: Intermediate and beyond.

REGISTRATION: The weekend package include an after-hours knitting soup & sliders and special shopping time at Kathy's Kreations (Friday evening); an informal kick-off meet & greet / overview of Knitspot designs at the Ramada; morning coffee breaks and two lunches at the Ramada; classes Saturday and Sunday; extended lunch break on Saturday time to shop in the pretty little town of Ligonier and goodie bags. This year's package include three more hours of instruction than previous workshops. The price is \$250 per person, with early bird registration of \$225 before January 31, 2013.

Overnight lodging is not included and is optional for local participants. The Ramada has set up a special rate for us, so please make your own reservations by calling 724-238-9545. Space is limited on a first-come, first-served pre-paid basis, so please e-mail Kathy or call 724-238-9320. The workshop is already 1/3 full.

KATHY'S KREATIONS will be open on Sunday, April 21, 2013, from 12 noon - 4 pm. Attendees will receive a 10% discount on all regularly-priced knitting supplies and yarn all weekend.





***** CALENDAR OF EVENTS *****

Join the "First Mondays" Club for an evening of knitting, crochet and fellowship, at Panera Bread Greengate; Greensburg, PA. Meeting dates are **October 1, 2012, and November 5, 2012, 6:30 pm - 8:30 pm**. All skill levels of knitters and crocheters welcome!

***** "KNIT KNITE" AT KATHY'S KREATIONS Tuesday evenings, October 9, 2012 and November 13, 2012; 7:00 pm - 9:00 pm (rsvp please) *****

Join Laurel Highlands Knitting Guild members for an evening of stitching & lots of fun conversation (non-members welcome). All skill levels of knitters & crocheters are welcome to come, sit & stitch! In the event of nasty weather, please call ahead to make sure we are meeting...

***** FUN FRIDAYS, October 19, 2012, and November 16, 2012; 10 am - 2 pm *****

All knitters & crocheters welcome! Our instructor Joyce Bischoff is available for help with your questions, skill building and how-to's for projects purchased here. Please call ahead to let us know you will be coming, as space is limited.

***** RAVELRY GROUP MEET AND GREET *****

Members of the "We Love Kathy's" Ravelry group will be gathering at Kathy's Kreations on Saturday mornings **November 10, 2012, and December 8, 2012; 10:00 am - 2:00 pm**. Please bring your knitting, crocheting and any projects to show and share. We usually meet on the second Saturday of every month. All group members will receive a 10% discount on regularly-priced merchandise purchases on this "Meet and Greet Day". Not a member? Ask us how you can join!

***** FORT LIGONIER DAYS AND "I LOVE YARN" DAY *****

Fort Ligonier Days is the biggest celebration of the year here in the Laurel Highlands. Thursday is the locals' best kept secret -- the merchants begin their sidewalk sales a day early and weather permitting, we will have a larger one than ever this year. Festivities around the Diamond, at Fort Ligonier and around town start on Friday, October 12, 2012, 9 am - 6 pm, continuing Saturday, October 13, 2012 9 am - 6 pm, & into Sunday afternoon 12 noon - 5 pm.

Whether you knit, crochet, craft or just adore fiber, **Friday October 12, 2012** has been declared "I LOVE YARN DAY" by the Craft Yarn Council. If you plan to visit Kathy's on that date, please be sure to say "I LOVE YARN" to receive **\$5 off your purchase of \$25** or more of regularly-priced yarn...

***** COLOR AFFECTION SHAWL CLASS *****

The "Color Affection" Shawl (shown upper left) is quite the rage! Marilee will guide you through the steps needed to make this garter stitch striped beauty. Choose your favorite colors, yarn weight (lace or fingering) and cast on for this shawl that will warm your shoulders on cool autumn days. Join Marilee on **Saturday October 27, 2012 from 9:30 am - 12:30 pm**. Class registration fee is \$20 plus Ravelry pattern and materials. Call 724-238-9320 for details and to register (class sized limited).

Private knitting, crocheting, felting, drop spindle, and spinning lessons available by appointment. We would be glad to do a specific class for groups of 4 or more. Kathy's Kreations has been the helpful hands of experienced knitting for over 32 years !

As knitters and crocheters, fall is the time we come home to our craft. Welcome back to the season and to the pleasure of stitching. **KEEP KNITTING AND CROCHETING!** Kathy