


KATHY'S KREATIONS
141 East Main Street
Ligonier, PA 15658
724-238-9320
MAY 2015 UPDATE



Dear Stitchers,

Spring is in the air! A charge of renewed enthusiasm and excitement seems to accompany the gentle breezes and colorful blooms. Our interest in new projects has resurfaced stronger than ever. We're dreaming about working with warm weather fibers -- crisp, cool cottons, silks, and linens. Ready to welcome the season, we've got our knitting needles and crochet hooks poised, along with fresh ideas for lighter spring stitching that are perfect to work on at this time of year. How about you?

Lately, there has been a fashion trend towards textures, simple lines and classic stitches, all taking a cue from Nature. Our current fashion era closely reflects the essence of knitting and crocheting -- classic looks in quality yarns with new fashion directions that spark energy and innovation. The distinctive look of handknitting and crocheting lends a presence and an undeniable appeal to spring dressing. Pure, timeless style is a quality that makes a project worth our time, making it time well spent. Also, surface interest has been created through other means: ribbon, beadwork, cables, trims and embroidery. Anything goes!

An eclectic, ethereal mix of understated brights, pale pastels and nature-like neutrals take center stage as designers draw from daydreams of simpler times. Remembrances of retro delights, folkloric and floral art, and the magical worlds of tropical landscapes restore a sense of well-being as we head into warmer months. Whether your personal style finds inspiration in the richly colored mixes of ethnic patternings, neutral palettes or cooler, softer colors, the choice is yours, and there are plenty of choices

Kathy's Kreations leads the season with a fresh new look to showcase our special collections of colorful fibers, inviting project ideas, a generous sampling of timeless winners on display, and clever accessories. There's a look and level of expertise to satisfy every stitcher. Whether you're an assured pro or a timid novice, there's ample inspiration to create your own fashion masterpiece with the inherent, enduring quality that "handmade" so simply conveys. Beginners or experts -- you supply the creativity, and we'll supply everything else...

IN LOVE WITH LACE!

**10% off all purchases of in-stock, regularly-priced
lace weight yarns throughout May 2015**

Hours: 9:00 am - 5:00 pm

Monday through Saturday; closed Sundays

We accept Mastercard, VISA, Discover, AX

Private knitting and crocheting lessons

Instructions are available by appointment

Finishing services & gift certificates available

Mail orders available -- no order too small!

Shopping at Kathy's Kreations has never been easier

COME IN - CALL UP - LOG ON

e-mail kathy@kathys-kreations.com
please visit our website <http://www.kathys-kreations.com>



*** GREAT NEW STUFF ***

Creativity shouldn't take a sabbatical just because warmer weather is here. Spring is the time for relaxing with your stitching and trying new fibers in adventurous shades. Vivid colors, vibrant inspiration! Fashion designers are flirting with two-color patterning such as mosaics and stripes. We are also seeing the return of the relaxed sweater -- minimal work with maximum impact, using simple stitches and easy shapes. We know that many knitters and crocheters who can make the most intricate of shawls may be terrified at the thought of constructing a sweater. We hope that prospective sweater makers will embrace one of our easy projects that will result in a garment they'll love to wear. What's new, what's now, what's happening with knitting and crochet this season? Here's a sampling of things for your stitching pleasure...

In the latest "fun with physics" issue of *Knitter's Magazine K118*, editor Rick Mondragon tells us in his editorial: "Knitting is an ever-constant opportunity to learn. We can simply sit down, play with our needles, and come up with a plan-- based on what we already know -- for something new and original. Or we may download a tutorial, or spring for the full treatment of attending a class at our local yarn shop or conference-- choices are everywhere. Often we just choose a pattern from a book or magazine and go to work. And because our hobby is a passion -- the joy of this learning is often far beyond what we experience in school".

So what happens when you try something new or expand on something you've done before? Two of Kathy's designs are included in this collection and do just that. In "Ripple Effects" (shown lower right), Kathy shows how a shift in stitch pattern affects the look of a simple cardigan silhouette. About this design KNITTER's says: " This cardigan is elegant and refined thanks to the understated yarn and classic ripple-stitch pattern. A visual break is created by adding a pattern shift at the waistline and cuff for a modern layer that acts more like a jacket than a cardigan". About "Red / Violet", KNITTER's says: "A little lace goes a long way. Red / violet are on opposite sides of the color spectrum but analogous on the color wheel, and are perfect for long-gradient yarns. Kathy Zimmerman offers a stunning lace cardi, practical for any spring event". Shop friends Carla Lowers, Betty Lou Glasso and Jenna Celtnieks recently attended Stitches South in Nashville. They sent us a photo with them posing beside a larger-than-life poster of "Red/Violet" at the entrance to the Fashion Show. What a nice surprise!

Rick's editorial continues: "Learning something new is its own reward. To non-knitters, knitting may seem like a simple pastime, but we take our needles and yarn seriously. This issue offers new perspectives and approaches -- surprises and gems that reveal themselves as you poise the needles to work... and play ... and learn!"


INTERWEAVE Crochet Spring 2015 (\$7.99) welcomes the season with fresh approaches to technique and construction. The palette is focused on bright colors that burst forth from the gray winter landscape. The Flash Garden story, in particular, celebrates those colors of spring. To engage your hook, Suzann Thompson explains her method for joining crochet motifs into a swath of fabric, drawing on Irish crochet techniques with a contemporary take.

Retro modern designs rule the Modern Classics story with longtime favorites: a twinset! An A-line skirt! A striped pullover! Color and details transform these classics into modern garments you'll want to wear right now. If you're more Girl In The City, check out the Urban Outfits story, featuring bold lines, intriguing silhouettes, and innovative crochet techniques. Drawing inspiration from urban architecture, all these pieces will give a zazzy edge to your wardrobe. There are also projects that the man in your life will actually wear, like a woven-looking cabled vest. Happy crocheting...



*** MORE GREAT NEW STUFF ***

Kathy's Kreations recently sponsored a tour of KRAEMER YARNS Textile Mill and Yarn Shop. Our sincere thanks to the Schmidt family, shop ladies and Eleanor Swogger for their hospitality. Kathy will be the featured designer at the KRAEMER YARNS TNNA booth "Meet & Greet" next month at the upcoming trade show and needlework market.



© Copyright 2015
Kraemer Yarns

Kathy will be autographing her newest KRAEMER patterns at TNNA. "Sporty Stripes Cardigan" (shown upper right), a striped adult ladies' cardigan with hood, is quick knit with KRAEMER YARNS "Perfection Chunky" weight acrylic / wool blend yarn (\$6.95, 100 grams, 120 yards, 30% domestic merino / 70% acrylic). Its counterpart is the striped adult's uni-sex "Sporty Stripes Pullover" (shown lower left), also knit with soft easy-care "Perfection Chunky". Make one for everyone in your family in their favorite colors or team colors...

May brings with it the chance to work with stunning multi-color cotton blends. Kathy brought back a large selection of KRAEMER YARNS "Tatamy Tweed DK" yarn from her visit to the mill at Nazareth, PA (\$6.95, 100 grams, 250 yards, 45% cotton / 55% acrylic, CYCA #3). This is a DK weight, easy care, cotton/acrylic made-in-the-USA blend. It comes in 28 lovely colors ranging from bright and playful to neutral / earthy tones, all with small flecks spun right into the yarn. Because "Tatamy Tweed DK" is machine washable, it is an excellent choice for everyday garments. It is fabulous for summer sweaters, tops, hats, and even skirts! When you don't want the overwhelming warmth of wool, Tatamy Tweed is a cool easy-care solution. One of our favorite projects for this yarn is the very "on trend" skinny summer scarf that is so popular in Europe right now. Ask for a free pattern with your purchase...


New arrivals from KNITTER'S PRIDE include "Marblz" fixed circulars, made from a special grade of acrylic materials and offered in a riot of colors (\$10.50 to \$11.50 depending on needle size). Light and easy on the hands, "Marblz" are suitable for both new and more experienced knitters that like a smooth surface. "Cubics" fixed circular and interchangeable tips have a lightweight cuboid shape, and a round point tip which equals hours of knitting pleasure. "Karbonz" needles are a revolutionary product made from high-tech carbon fiber with nickel-plated brass tips, guaranteed to provide an unparalleled knitting experience. "Trendz" interchangeable knitting needle tips are made from superior quality acrylic material and offered in bright colors. All KNITTER'S PRIDE interchangeable tips (Dreamz, Trendz, Cubics, etc.) use the same cords, available in sizes 24" - 60". For a 16", you must use a smaller tip and cord. Tips and cords for all sizes now in stock.

"Trendz" crochet hooks (price range \$2.95 to \$4.50 depending on hook size) are designed by people who know and understand the art of crochet and are crafted by skilled artisans. Other new gadgets and tools include KA lightweight fiberglass measuring tapes in a brightly-colored case that you can easily find in your tote or project basket (\$4.50), very sharp stork scissors (\$5.50), CLOVER mini locking knitting counter (\$10.95), HIYA HIYA puppy & kitty snips (\$6.50) and HIYA HIYA yarn ball stitch markers (\$5.95). The right tool makes the stitching more fun, doesn't it?

It's time to swap out your winter knitting bag and crochet tote for a lighter weight one to carry all your stuff! Our turquoise "Kathy's Kreations" canvas bags by EMBROIDERED 4 U (\$36.00) are just the ticket for take along projects. Our bags feature adjustable shoulder straps, a water resistant lining that can be wiped clean, inside zippered pocket, 4 handy pockets, grommets for threading yarn through, a clip and a strap for attaching scissors. Best of all, simply bring in your "Kathy's Kreations" tote bag on any Tuesday throughout the spring and summer to receive 10% off as much regularly-priced merchandise as you can fit into this very roomy bag...



© Copyright 2015
Kraemer Yarns



*** NOW ON OUR BOOKSHELVES ***

The craft of knitting is devoted to making useful things. The craft of embroidery is devoted to making useful things beautiful. In *Splendid Apparel* (\$28.95, shown left), Anna Zilboorg creates richly textured knit fabrics, then adds embroidery for emphasis, color, detail, even sheen. This handbook includes a dozen embroidery stitches and a library of textured knit patterns. Swatches -- photographed both as they come off the knitting needles and after embroidery -- show the transformation and provide a further springboard for exploration.

Sometimes, Anna couldn't stop with just the swatch. They grew into sweaters and provided an opportunity to introduce her favorite garment details: almost-seamless panel construction and perfect and almost-perfect buttonholes.

Anna's innovative approach for working twisted travelling stitches -- not circular, but back and forth -- makes it possible to knit one narrow strip at a time, join as you go, and end up with "Trillium", the spectacular vest detailed on the front cover...

Animal Hats (\$15.95) by Vanessa Mooncie is an amazing collection of animal hats that will raise smiles and spread warmth and cheer even on the coolest of days. Fifteen knitting patterns bring a menagerie of animals to life: try your hand at a cat or a koala, a pig or a penguin, a fox or a frog, and many more.

Basic knitting techniques are clearly explained, along with instructions for adding a fleecy or knitted lining for extra coziness. Each pattern offers options for making the hat in either child or adult size, and the projects are suitable for knitting from beginner to advanced...

Curls: Versatile, Wearable Wraps to Knit at Any Gauge by Hunter Hammersen (\$21.95) will be arriving soon. The asymmetrical wrap has been having its day with knitters lately, but this collection of wraps is truly unique. The combination of the shaping, the yarn, the stitch patterns and the design information is captivating. Every wrap has a textural feeling, even the lace. The combination of yarns and stitch patterns are beautifully sculptural. Most of the wraps are between a scarf and shawl with 40" - 48" wingspan and are built on a triangular shape that curls. The construction process of these shawls is thoroughly explained with detail and clarity that makes it easy to alter the wraps or design your own. The photography and the presentation of the book are stunning, with clear, crisp images...

*** SMALL TALK ***

Perhaps there is a corollary between our recent harsh winter and the baby boom-let we are experiencing here at Kathy's Kreations. Customer requests for baby projects are noticeably up. Remember that the primary considerations for "wee ones" garments are comfort and convenience -- comfort for the baby and convenience for the parents. Clothes should be soft with no scratchy seams, binding elastic or pinching zippers. They should be easy to get on and off, with plenty of "kick space". Select yarns that will result in easy-care knit and crochet fabrics are soft, absorbent and able to stand up to frequent laundering.

One of our favorite tips: When you knit a baby or toddler cardigan, make buttonholes down both sides of the fronts. Sew the buttons on the left front for girls, or the right front for boys. The garments can then be passed down to a sibling of the opposite gender -- simply reverse the buttons!

Your quest for the perfect baby gift project ends here with LISA KNITS tried-and-true patterns "A Very Easy Baby Sweater SW-016", "Cute As A Button SW-031", and "Cuddle Up Baby Blankets AC017", all priced at \$5.00 each. They will keep baby snug and happy. Some favorite yarn recommendations for babies are BERROCO YARNS "Comfort", TAHKI "Cotton Classic", KRAEMER YARNS "Tatamy DK" and CRYSTAL PALACE YARNS "Cuddles"...

*** TIPS FOR USING KNITTING CHARTS ***

Kathy recently taught an Aran knitting workshop for the Red Rows Knitting Guild in Lancaster, PA featuring her cover design for INTERWEAVE KNITS "Plaits & Links Cardigan". It was a great weekend learning experience. Here are a few of Kathy's tips for knitting charts:

- Always begin a project by reading the pattern thoroughly from beginning to end so you are familiar with the way the item is worked and where the charts fit in
- Study the chart's key and corresponding legend to become familiar with that particular pattern's use of symbols. Color coding each symbol with its corresponding explanation using a highlighter pen may be helpful.
- Start at the lower right-hand corner for your first knitted row (as long as it is a right-side row) and work to the left. As you complete a row, you'll move up to the next adjacent row in the chart.
- If you're knitting an item flat (back and forth) rather than in the round, the second row will be read starting at the left side and working towards the right. You'll alternate reading right-side rows from right to left and wrong-side rows from left to right. Remember that stitches will sometimes be worked differently on right-side and wrong-side rows; use the key to guide you.
- If you're working in the round, you'll work every round from right to left, and all stitches will be worked as right-side rounds on the key.
- Use a stitch counter, to keep track of your rows, or try sticky notes, highlighter tape, or magnetic rulers to highlight the row of the chart that you're working on.
- Remember to view the chart as you would a pattern swatch. If you need to, step back and look at the motif as it is laid out on the chart. As you knit, frequently compare your knitting with the chart to spot and correct mistakes.
- Like so many decisions in knitting -- the magic loop method versus dpns, or wooden needles versus metal -- there is no right or wrong answer regarding charts. But given the number of knitters who enthusiastically embrace charts and the knitting magazine industry's widespread use of charts, you may be doing yourself a disservice if you simply refuse to consider using them. As with many aspects of knitting, the choice is yours.

*** CABLE NEEDLE KEEPER ***

Always misplacing or dropping your cable needle when knitting? Dixie Eberle of the Red Rows Knitting Guild has a clever idea for a "keeper". With a small amount of fingering weight yarn and appropriate size needles, cast on 5 stitches. Work in garter stitch (knit every row) until piece fits around your middle finger. Bind off and sew seam to create a ring that will fit over finger. Tuck cable needle inside ring when not in use. No more lost cable needles!

*** CIRCULAR KNITTING ***

Circular knitting needles are available in a variety of lengths. The length that you use will depend on the number of stitches you will be working with and the stitch gauge. The needle should be short enough so that the stitches are not stretched when joined. When you join your work, please take care that the stitches are not twisted around the needle...

*** LAUREL HIGHLANDS KNITTING GUILD SPRING WORKSHOP ***

The Laurel Highlands Knitting Guild will host its annual Spring Workshop at the Ramada Inn of Ligonier on **Sunday, May 17, 2015, 9 am - 4 pm**. Lisa Carnahan will present two three-hour classes, "Tips and Techniques" and "Gallatin Scarf" (shown at right). For more details and registration information, please contact Kathy's Kreation's at 724-238-9320. The guild meets the 4th Thursday each month January - October at Ligonier Town Hall Room A from 7 - 9 pm...



*** MAY KNIT ALONG ***

Inspired by a piece of Prairie-style stained glass, "Eden Prairie" (shown at right) is Nancy Whitman's interpretation of that style in a knitted fabric. The shawl is worked in fingering weight yarn from the top down, but the construction method is unique. Starting with two separate triangles that are joined by a diamond, "Eden Prairie" grows by alternately working stripes on one side, then the other. A simple 10-row modified intarsia border heightens the stained glass effect. Constructed in garter stitch, not a purl in sight, "Eden Prairie" is wonderfully squishy. Pattern is \$7.00 (available through Kathy's Kreations as a Ravelry Pro download)...



© Copyright 2015
Nancy Whitman

*** ELEANOR'S FACE CLOTHS ***

During our recent visit to KRAEMER's Yarn Shop, Eleanor Swogger shared these two patterns using "Tatamy Worsted". Look for them soon on KRAEMER YARNS website. Thank you for sharing, Eleanor!

BASKET RIB FACECLOTH

MATERIALS: 1 skein "Tatamy Worsted" (180 yards); US size 8 knitting needles

GAUGE: 18 sts = 4"

FINISHED SIZE: approximately 8-1/2" X 8"

DIRECTIONS: Cast on 39 sts. K 5 rows. Begin pattern:

Row 1: K3, pm, k1; *p1, k1; repeat from* until 3 sts from end, pm, k3.

Row 2: K3, sm, k2; *p1, k3; repeat from * to 3 sts before marker, p1, k2, sm, k3.

Row 3: k3, sm, p2; *k1, p3; repeat from * to 3 sts before marker, k1, p2, sm, k3.

Row 4: K3, sm, p1; *K1, p1; repeat from * to marker, sm, k3.

Row 5: K3, sm, k1; *p3, k1; repeat from * to marker, sm, k3.

Row 6: K3, sm, p1; *k3, p1; repeat from * to marker, sm, k3.

Repeat rows 1 - 6 until piece measures 7" long. Knit 4 rows. Bind off all sts. Work in ends.

DIAMONDS FOR MY LADY FACECLOTH

MATERIALS: 1 skein "Tatamy Worsted" (180 yards); US size 8 knitting needles

GAUGE: 18 sts = 4"

FINISHED SIZE: approximately 8-1/2" X 8"

DIRECTIONS: Cast on 39 sts. K 4 rows, ending with a RS row. Begin pattern on WS:

Row 1 & all WS rows: K3, pm (or sm), p to last 3 sts, pm (or sm), k3.

Row 2: K3, sm, k1; *k1, k2tog, yo, k1, yo, ssk, k2; repeat from * to last 3 sts, sm, k3.

Row 4: K3, sm, k1; *k2tog, yo, k3, yo, ssk, k1; repeat from * to last 3 sts, sm, k3.

Row 6: k3, sm, k2tog; *yo, k5, yo, sl1, k2tog, pssso, repeat from * to last repeat before marker, ending repeat with ssk instead of sl1, k2tog, pssso, sm, k3..

Row 8: K3, sm, k1; *yo, ssk, k3, k2tog, yo, k1; repeat from * to last 3 sts, sm, k3.

Row 10: K3, sm, k1; *k1, yo, ssk, k1, k2tog, yo, k2; repeat from * to last 3 sts, sm, k3.

Row 12: K3, sm, k1; *k2, yo, sl 1, k2tog, pssso, yo, k3; repeat from * to last 3 sts, sm, k3.

Repeat rows 1-12 until work is approximately 7-1/2", ending with row 6 or row 12 of pattern.

K 4 rows. Bind off all sts, Work in ends.

Abbreviations: k - knit; k2tog - knit two together; p - purl; pm - place marker; pssso - pass slipped stitch over; RS - right side; sl - slip; sm- slip marker; ssk - slip, slip, knit decrease; st(s) - stitch(es); WS - wrong side; yo - yarn over

© 2015 by Eleanor Swogger for KRAEMER YARNS. All rights reserved. Please feel free to share this pattern with your knitting friends. For personal, non-commercial use only. Please do not sell items from this pattern without written permission.

*** WHERE'S KATHY? ***

May 14, 2015 Warm Weather Knits

Kathy will be teaching a workshop for the Roof Garden Knitting Guild on Thursday, May 14, 2015, 6:30 pm, at Somerset Alliance Church; Somerset, PA. The program will include working with the yarns of spring -- cotton, linen, silk and more. Class project is the "Oh, Helen!" openwork scarf, right on trend for spring fashion...



© Copyright 2015
Kathy Zimmerman

May 16, 2015 A Spring Thing at Kathy's Kreations

Join Kathy Zimmerman for a day-long event at Kathy's Kreations on **Saturday, May 16, 2015!** Kathy will present techniques for working pattern stitches based upon a multiple of 3 – textured patterns in the 3-hour morning session, and colorwork patterns in the 3-hour afternoon session (Two-Color Pearl Tweed stitch, shown upper right). The student will have a "hands on" opportunity to knit samples of each, and learn new skills such as central double decreases, multiple stitches from one stitch, broken stripes, working multiple increases and decreases, slip-stitch knitting and much more. Learn to place a bit of texture, a band or a panel of a pattern into an unadorned sweater or accessory to create your own "original". Registration fee is \$35 per session. Registration is \$60 for both, which includes a light lunch. Space is limited, so please reserve early. For additional details, please contact Kathy at 724-238-9320 or e-mail kathy@kathys-kreations.com

May 29 - 31, 2015 The National Needlework Association Trade Show

Kathy and shopgal Karen McCullough will travel to Columbus, OH for the TNNA Trade Show. Kathy will be on hand at the KRAEMER YARNS booth on Saturday May 30, 2015, from 3 pm - 4:30 pm for a Meet & Greet. Kathy will be autographing copies of her latest KRAEMER designs, the Sporty Stripes Pullover & Cardigan duo...

July 31 - August 9, 2015 Steel Valley Yarn Crawl

We are pleased to announce that Kathy's Kreations will be participating in the Steel Valley Yarn Crawl from **July 31 - August 9, 2015**. Please join us for ten fun-filled days "crawling" your way through eleven participating yarns shops in the Pittsburgh and western Pennsylvania area! This self-guided tour is a great way to see what our local fiber community has to offer and meet other yarncrafters. It is an excellent opportunity for fiber enthusiasts to discover new patterns, classes and yarns as they peruse the offerings at each store (in no required order). The crawl will feature a "passport" to get stamped at each store. To add to the fun, you will have lots of chances to win PRIZES! Along the way, we hope that you will discover new ways to fuel your fiber passion and meet local fiber artists up close and delight in their wares. Best of all, re-kindle your love for all the yarns and fibers that western PA has to offer. Passports and new, improved Yarn Crawl tote bags will be available in late June for \$10. There will also be a Yarn Crawl scarf / infinity loop knitted sampler pattern with each shop contributing a pattern stitch. The project may be made with one or more stitch patterns. Each shop will also feature a free pattern for crocheters, varying by shop. Get a group of friends together and pile in the car to hop from shop to shop.

Kathy's Kreations will have extended hours for this event: 8:30 am - 5:00 pm Monday through Thursday; 8:00 am - 5:00 pm on Fridays and Saturdays; 11:00 am - 4:00 pm on Sundays. Save the dates and stay tuned for upcoming details!

October 2 - 4, 2015 Fall Fling hosted by Kathy's Kreations

Michelle Hunter will once again be our featured instructor for this wonderful weekend learning experience, taking place at the Ramada Inn of Ligonier. We are pleased to report that this workshop is filled. Please contact us if you wish to be placed on the waiting list...



*** CALENDAR OF EVENTS ***

Join the "First Mondays" Club for an evening of knitting, crochet and fellowship, at Panera Bread Greengate; Greensburg, PA. Next meeting dates are Monday evenings **May 4, 2015** and **June 1, 2015; 6:30 pm - 8:30 pm**. All skill levels of knitters and crocheters welcome!

*** "KNITTING" AT KATHY'S KREATIONS Tuesdays, May 12, 2015 and June 9, 2015; 2:00 pm - 7:00 pm (rsvp) ***

Join us for stitching & lots of fun conversation. All skill levels of knitters & crocheters are welcome! Please call ahead to rsvp in case there has been a scheduling change...

***SATURDAY SIT-N-KNIT May 9, 2015 and June 13, 2015; 10:00 am - 2:00 pm ***

Come sit 'n knit! Join us at Kathy's Kreations for fellowship, stitching, and how-to's for projects purchased here. Open to all skill levels...

*** FUN FRIDAYS, May 15, 2015 and June 19, 2015; 10:00 am - 2:00 pm ***

Join our "knitting community" for fellowship, stitching, and how-to's for projects purchased here. Whether this is your first project or your hundredth, this is the place for you to learn, grow and enjoy being with other knitters and crocheters just like you. Please call ahead to let us know you will be coming, as space is limited. Come in and knit a while -- all skill levels welcome!

*** MAY KNIT ALONG (KAL) ***

Stop by **EVERY Friday in May** from **10 am - 2 pm** (rsvp please) to work on our newest KAL with your stitching friends to cheer you on. This month, we feature Nancy Whitman's design "Eden Prairie Shawl" (details page 6) Not working on the KAL? You are still welcome to come -- simply bring any knit or crochet project purchased at Kathy's Kreations and join the group (free!). You may also follow us on "We Love Kathy's" Ravelry group May 2015 KAL thread...

*** KNITTING CLASS WITH MARIAN LECH ***

Join instructor Marian Lech for "**M's Sampler Shawl**" on **Saturday, June 20, 2015 10:00 am - 1:00 pm** (stitch detail shown upper left, knit with DREAM IN COLOR "Classy"). This shawl features a variety of stitches, with each stitch showcased in a separate section. Choose from garter stitch, eyelet stitch, half-linen stitch, drop stitch or your favorite textured pattern. You can customize the shawl so that it is an original -- work the pattern as written, eliminate a section, or change patterns as desired. Class materials will be available for purchase prior to class. Registration fee is \$20.00 plus pattern and class supplies. For details, call Kathy's Kreations at (724)238-9320 or e-mail kathy@kathys-kreations.com

Student must provide 750 yards of worsted weight yarn and US size 9 circular knitting needle 40" length. Class materials will be available for purchase prior to class -- come early to choose your yarn and any other notions that you might need. Registration fee is \$20.00 plus noted supplies. For details, call Kathy's Kreations at (724) 238-9320 or e-mail kathy@kathys-kreations.com

Private knitting and crocheting lessons available by appointment. We would be glad to do a specific class topic for groups of 4 or more. Kathy's Kreations has been the helpful hands of experienced knitting for 35 years !

Did you know that Ligonier was recently named by Country Living magazine (countryliving.com) as one of the 18 most charming small towns in America? We hope that you will stop by soon to visit us for a taste of spring stitching and experience how beautiful our valley is at this time of year...
KEEP KNITTING AND CROCHETING! Kathy