



KATHY'S KREATIONS
141 East Main Street
Ligonier, PA 15658
724-238-9320

JUNE 2008 UPDATE

Dear Knitters,

Summer is more than a season -- it's a mindset, a time to slip into cool knits and warm weather fashions. This summer, color artistry is definitely setting the mood for knit and crochet projects. As Clara Parkes tells us in her Summer 2008 INTERWEAVE KNITS "Bookshelf" article: "Color is an integral part of every skein we touch, every stitch we form, and every garment we wear." Colorwork techniques are fun. Whether you choose color blocking, intarsia, slip stitch, multi-directional effects, Fair Isle, lace or cables, there are many ways to incorporate colors into your projects.

In her Summer 08 KNITS editorial, Eunny Jang says: "I'm really excited by the way colors interact, how they can affect and change each other by being moved closer or farther apart or used in different proportions. I love that color is unpredictable, that color theory is better as a guide than a set of rules, that often the least expected combinations turn out to be the ones that just *work*." Come explore the world of color at Kathy's Kreations and discover just how much fun summer stitching can be.

We're seeing double this month, and are "all set for sets". It's our annual two-fer sale, so bring a buddy and take advantage of our summer promotions:

"HAPPINESS IS MORE YARN"
Purchase 2000 yards or more
of any regularly-priced yarns in stock (all weights)
and receive a 10% discount during June 2008

Bring a friend, and if you both make a regularly-priced yarn purchase,
you both get "buy one & get one free"* from our sale table
(*the free item is equal or lesser value)

Hours: 9:00 am - 5:00 pm Monday through Saturday
Kathy is usually away on Wednesday, but the shop is open
We accept Mastercard, VISA, Discover/Novus, AX

Private knitting and crochet instructions are available by appointment

Finishing services available

Gift certificates available

Shopping at Kathy's Kreations has never been easier

COME IN - CALL UP - LOG ON

Telephone 724-238-9320

e-mail kathy@kathys-kreations.com

please visit our website www.kathys-kreations.com



***** GREAT NEW STUFF *****

The pulled-together, classic looks of summer begin here. Set your focus to fashion and your sights to Kathy's Creations. Knitting and crocheting are forms of relaxation using your imagination and creativity. It's a time to begin setting the stage for dreams, thoughts and plans as you contentedly stitch away. Find a shady spot, sip tea or fresh lemonade, and slip into summer with a brand-new project or two. These innovative products will provide the spark to get you started on your way...

INTERWEAVE KNITS Summer 2008 (\$6.99) has arrived on the scene like a refreshing summer breeze, with 23 cool knits. In addition to easy lace and shapes that drape, this issue sets out to explore color in knitting, with simple colorwork projects and an all-new fun approach to color theory that will help you to break out of color ruts. Most of this issue's projects are in summer-ready fibers -- light cottons, silks, and bamboo. We are pleased that one of Kathy's designs, "Brick Pullover" (shown upper left) is included in the pattern collection. About this sweater, KNITS says, "Kathy Zimmerman builds the Brick Pullover with simple elements put together in new ways: Simple stockinette sleeves have extra-deep saddle shoulders, which become a split yoke above a textured body. Strong crocheted seams at the shoulders support the fabric's weight but are concealed by a full-sleeve slip-stitch 'faux seam'. A smooth, soft cotton-and-bamboo yarn highlights the play between textures". This sweater was worked with CLASSIC ELITE YARNS "Cotton Bamboo" (\$8.50, 50 grams, 130 yards, 52% cotton / 48% bamboo, CYCA yarn classification 3). We were also pleased to have this sweater showcased on the INTERWEAVE PRESS website, "Knitting Daily", with all the guys at Interweave modeling the sweater. Woo-hoo!

MUENCH YARNS introduces GGH "Gigolo" (\$14.50, 50 grams, 88 yards, 95% nylon / 5% lurex, CYCA yarn classification 5). This dressy, variegated ribbon with a hint of metallic is perfect for "enchanted evening" wraps and stoles. New to our shelves is MUENCH "Touch Me Due" (\$18.50, 50 grams, 61 yards; 72% rayon microfiber / 28% wool, CYCA yarn classification 4), a two-toned chenille that feels wonderful. This yarn works well for knitted floral embellishments, ties or accents on bags. And, it's never too early to start scarves for holiday gift-giving -- a great travel project!

Stitching accessories are also quite colorful this summer. We are proud to introduce the following items from ZECCA, designed and handcrafted in the USA with a touch of whimsy, and no two exactly alike:


Retractable tape measure (shown lower right, \$16.50) -- on a key chain to keep handy in your tote bag with colorful fimo clay medallion; metric & US measurements

Eyeglass keepers (\$38.50) -- necklace styling to keep your peepers nearby, a string of bead-like funky beads & mini-blocks

Zinger (\$16.50) -- a retractable clasp to hold your scissors or other frequently-used tools; expands to 16"; never misplace your scissors again (how did we ever manage without 'em?)

Clip-on ID tag or tool holder (\$16.50) -- clips on anywhere, retractable, great for security tags, keys, whistle, ID, or any frequently used item

Scissors (\$18.50) -- great for punch needle embroidery cutwork; super sharp and compact; with protective leather sheath; works well with zinger



***** MORE GREAT NEW STUFF *****

What's new from LISA KNITS? Last month, we introduced "Dad's Vest". Meet "Mom's Vest" SW-034 (shown right), "Daughter's Vest" SW-036 (shown lower left) and "Son's Vest" SW-036 (shown page 5, lower left), \$4.00 each, all styles worked in your choice of worsted or DK weight yarns. Mom's version is a simple stockinette V-neck vest with a touch of lace, knitted with NASHUA HANDKNITS "Desert Flower" (\$9.50, 50 grams, 112 yards, 50% cotton / 43% linen / 7% nylon, CYCA yarn classification 4) in sizes 34" - 54" chest. Daughter's Vest is also a simple stockinette vest with a fun ruffle and reverse stockinette V-neck & arm bands, knitted with RYC "Cashcotton DK" (\$9.50, 50 grams, 142 yards, 35% cotton / 25% polyamide / 18% angora / 13% viscose / 9% cashmere, CYCA yarn classification 3). Son's Vest is a basic stockinette stitch V-neck vest with K2, P2 ribs, knitted with NASHUA HANDKNITS "Creative Focus Superwash" (\$10.50, 100 grams, 218 yards, 100% superwash wool, CYCA yarn classification 4). These are fabulous basic, easy to knit, season-spanning styles which can be worn with a tee for summer, layered later under a jacket...



It's no secret that we love natural fibers and a new gem has just arrived from PLYMOUTH YARNS. "Royal Llama Silk" (\$9.50, 50 grams, 102 yards, 60% fine llama / 40% silk, CYCA yarn classification 4) is as luxurious as its name. This beautiful yarn knits at a gauge of 4.5 sts / inch on US 8 needles. Support pattern 1328 (\$3.95) is a classic but contemporary-looking ladies' cabled cardigan shrug with a collar, simply designed yet elegant...

What's on your stitching "to do" list this summer? An informal survey of our customers tells us that socks, fingerless mitts, one-skein "wonders" and baby blankets are the perfect portable projects for their "on the go" knitting and crocheting. A recent arrival from PLYMOUTH YARNS is "Encore Boucle Colorspun" (\$6.50, 100 grams, 101 yards, 75% acrylic / 25% wool, CYCA yarn classification 6), a quick-knitting, variegated yarn in playful colors, perfect for baby hoodies and blankies. From UNIVERSAL YARNS comes multi-color "Classic Chunky LP" (\$6.50, 100 grams, 131 yards, 75% acrylic / 25% wool, CYCA yarn classification 5) and "Classic Chunky Impressions" (\$5.95, 100 grams, 131 yards, 75% acrylic / 25% wool, CYCA yarn classification 5). The "LP" has a long variegation repeat, "long print", which looks fabulous with garter stitch. Ask to see our "WIP" (work in progress) Child's Einstein Coat from Sally Melville's "The Knit Stitch", an ideal take-along project. The "Impressions" colorway resembles a Fair Isle striping with a shorter repeat...

Now you can needle felt with ease! CLOVER introduces the revolutionary pen-style needle felting tool (\$14.99). Felt small and delicate projects with ease using 1, 2 or 3 needles. The needle shaft is adjustable to two sizes, allowing you to customize the length for your individual project. This convenient tool works great with the needle felting molds that arrived last month (sold separately)...



Speaking of felting, BROWN SHEEP has a marvelous new wool which looks great for sweaters and can be felted, too. "Lanaloft" (\$11.95, 100 grams, 165 yards, 100% wool, CYCA yarn classification 4) is now available in handpainted colors with solids arriving later this summer. This "Made in the USA" yarn knits at 4.5 sts /inch with US 8 needles, suitable for a variety of worsted weight gauged items...



***** BOOKS TO DELIGHT AND INSPIRE *****

Thin is in -- get the skinny on knitting with fine-gauge yarns! Discover the creative possibilities of thin yarns for figure-flattering styles and fantastic layering pieces. Many fine-gauge yarns feel luxurious against the skin, and offer versatility for fashion elements like ruching, ruffles, gauzy layers, and drape. *Knit So Fine* (\$24.95, softcover, shown upper left) will deepen the knitter's appreciation for "skinny" yarns. Learn what you can achieve with lightweight yarns, plus tips, tricks, and techniques to make the knitting process more enjoyable. The stylish, contemporary patterns for all skill levels range from quick, easy, and daring, to bold, elaborate, and refined...

Our favorite "knitting novelist", Debbie Macomber, has done it again with *Twenty Wishes* (\$24.95, hardback), her latest "Blossom Street" book. Have you ever thought about what it would take to make yourself feel really happy, or at least to feel more alive? You might be surprised what a life-changing influence it can be to make a list of 20 dreams and goals. In this book, four widows stumble upon this idea while trying to help one another endure Valentine's Day without someone to love. If you've read Debbie's earlier Blossom Street books, you know that knitting *has* to be involved if someone is trying to find happiness! The knitting friendships that her characters enjoy are much like our own shop gatherings. You can also knit along with all your favorite characters with LEISURE ARTS *Knit Along With Debbie Macomber: Twenty Wishes* (\$12.95, softcover), the companion booklet developed to tie in with the story, with 15 projects inspired by the book...

Featuring gloves, mittens, arm warmers, mitts, and fingerless gloves, Robin Melanson's *Knitting New Mittens & Gloves* (\$21.95, softcover) combines traditional and nontraditional techniques, as well as influences as far-flung as Gothic architecture, Estonian lace, and Wagnerian opera, in a winning collection of patterns for adults and children. From wool-lined mittens lined with unspun fleece and arm warmers with leather laces, to cotton mesh fingerless gloves and silk-beaded mitts to be worn as adornments, each design has an unexpected twist...

Cables are the peripatetic stitches of the knitting world. Not content to stay in one place, they travel here, they travel there, and the journey is anything but boring. Take a trip of your own with author Janet Szabo in *Cables, Volume 1: The Basics* (\$29.95, softcover). Like any good travel guide, this first of a series contains suggestions for all kinds of adventurers. Knitters new to cables will find detailed photos for each cabling technique, and intermediate knitters can use any of the over 200 stitch patterns (both charted and written) in their own projects. Knitters looking for a challenge will find lots of ideas for further exploration and a guide to designing original stitch patterns. Pack your knitting bag and head off on a cabling adventure...

More Big Girl Knits (\$30.00, hardback) presents 25 all-new curve-friendly projects that explore the beauty of color and texture, plus adaptations to make almost any pattern suitable for all shapes and sizes...

Unleash your inner crochet fashionista with *Doublestitch* (\$21.95, softcover) by twins Erica and Monika Simmons. These designers bring a modern edge to the craft with 23 fashion-forward projects using innovative yet deceptively simple construction, form-fitting designs, playful color combinations and unique detailing...

***** TIPS AND TECHNIQUES *****

When working I-cord on garments: If your I-cord is to be a feature, use larger gauge / size needles than used for the body. If you simply need a finished edge, use smaller gauge / size needles. (gleaned from the Internet)

When working a baby sweater with drop shoulder styling, complete the body pieces, then seam the shoulder. Instead of knitting the sleeves separately and sewing them to the body, pick up the number of sts needed for the top of the sleeve around the armhole and work the sleeves in the opposite direction. Remember to do decreases as directed, ending with the number of sts needed for the cuff. This makes it easier to adjust the sleeve length if needed, with fewer ends to finish and less bulk. The resulting shoulders will appear seamless and smooth. (gleaned from the Internet)

CLOVER "Chibi" tapestry needles are useful for more than seaming & weaving in ends. It works as a "back-up" cable needle in a pinch. (Jenn Jarvis; Knit Simple S/S 08)

Designer Elsebeth Lavold recommends binding off stitches with scrap yarn instead of placing them on a stitch holder. This makes it easier to block the garment pieces. Simply unravel the bind-off, place the stitches back onto needles for working a three-needle bind off at the shoulders, or picking up a neckline. (Knit Simple S/S 08)

Re-check the gauge off the needle periodically during the knitting process. Transfer the stitches to a blocking wire or scrap piece of smooth cotton yarn. Spread the work out and measure gauge over the entire piece. (Kathy Zimmerman; Knit Simple S/S 08)
What's a blocking wire? A thin wire that may be threaded along the side of a swatch or garment piece -- simplifies the blocking process, giving a neater edge for seaming. We stock 'em!

***** LIGONIER 250 *****

Did you know that Ligonier is celebrating its 250th anniversary? "Ligonier 250" celebrations and special events will be taking place all summer long, culminating with Fort Ligonier Days Weekend October 10-12, 2008. The Fort, the town and the Valley welcome you to discover our heritage, recreational opportunities, antiquing, and unique shopping experiences. Country Market is now open every Saturday morning, with local vendors selling their wares, along with fresh produce, fragrant herbs and flowers, garden treats, breads and baked goods...


***** OUR TOP 10 REASONS TO VISIT KATHY'S KREATIONS *****

1. Happiness is more yarn (and needles and patterns and stuff)
2. Fun Fridays
3. Our June "two-fer" promotion
4. The shogals have returned from the TNNA trade show with lots of new ideas
5. Girls' Day Out -- bring a buddy!
6. To learn how rug punch will use up your yarn stash
7. Tracey's wonderful window displays
8. Our instructors are such patient people
9. We have the best and largest selection of natural fibers in the area
10. We love knitters, crocheters and stitchers!



***** DESIGN A SCARF CONTEST *****

Kathy's Kreations will once again be sponsoring a "Design A Scarf" contest for the August 2008 Westmoreland County Fair. Entries must be a scarf of original design, knitted or crocheted with CLASSIC ELITE YARNS. The pattern design must be submitted with the completed project, along with yarn label. Prizes include gift certificates for Kathy's Kreations (1st place \$40; 2nd place \$30; 3rd place \$20). County Fair registrations forms are published in the Laurel Group newspapers in early July and are also available at the Westmoreland County Extension Office and Agway stores. We're looking forward to see your creative entries!



***** BABY BLANKETS *****

In the spirit of our "doubles" month, Kathy designed two baby blankets in our new UNIVERSAL Chunky yarns. The pattern stitches are uni-sex, so feel free to choose pink for girls, or blue for boys or neutrals / brights for either. Enjoy!

*** GARTER CHECK STITCH BABY BLANKET (stitch detail shown upper left)

FINISHED SIZE: approx. 32" X 36" (36" X 40" in parentheses)

MATERIALS: 7 balls UNIVERSAL YARNS "Chunky Classic LP " for receiving blanket or 9 balls for larger blanket: US size 10 circular knitting needles 29" length for receiving blanket and 32"-36" length for larger blanket.

GAUGE: 3.5 sts = 1"

PATTERN STITCH (shown upper right, multiple of 14 sts)

Rows 1, 2, 4, 5, 6 & 8: Purl.

Row 3: *K7, P7; repeat from * across.

Row 7: *P7, K7; repeat from * across.

Repeat rows 1- 8 for pattern.

DIRECTIONS: Cast on 112 (126) sts. K 6 rows (garter border), end wrong side. Work in pat until piece measures 35" (39"), end row 8 of pat. K 6 rows. BO all sts. Weave in ends.

*** WOVEN GARTER CHECK STITCH BABY BLANKET (stitch detail shown lower right)

FINISHED SIZE: approx. 29" X 34" (38" X 40" in parentheses)

MATERIALS: 6 balls UNIVERSAL YARNS "Chunky Classic LP "(receiving blanket)or 9 balls for larger blanket: US size 10 circular knitting needles 29" length for receiving blanket and 32"-36" length for larger blanket.

GAUGE: 3.5 sts = 1"

PATTERN STITCH (stitch detail shown lower left, multiple of 20 sts)

Rows 1 - 4: *K10, P10; repeat from * across.


Row 5: P.

Rows 6 - 9: *P10, K10; repeat from 8 across.

Row 10: K.

Repeat rows 1- 10 for pattern.

DIRECTIONS: Cast on 102 (132) sts. K 5 rows, end wrong side. K1, place marker, work in pat over center 100 (120) sts, pm, K1. Cont to keep 1 st at each end for garter border (K every row), work until piece measures 33" (39"), end row 10 of pat. K 5 rows, BO all sts. Weave in ends.



© 2008 Kathy Zimmerman For personal or charity use only.

Please feel free to share these patterns with your friends, but do not use for commercial purposes without permission of the designer, Kathy Zimmerman. All rights reserved.

"Introduction to RUG PUNCH" with instructor Tracey Earhart; your choice of Saturdays, June 7, June 14, OR June 21, 2008 1:00 pm to 4:00 pm \$40.00 (a 3 hr. class, limited to 8 students)



Learn more about this newest addition to Kathy's Creations! The 3-hour class includes a kit and instruction using the Oxford Punch Needle to create a "Child's Sunflower" Chair Pad designed by our own Tracey Earhart of HALFMOON HOLLOW (upper right). You can personalize your chair pad by choosing a red or blue background. The chair pad measures 11.5", perfect also for a kitchen stool or small rocking chair. Because each kit is a custom order, students MUST be registered at least 7 days ahead of time, and no cancellations will be taken after one week prior to class date. Classes without a minimum of 4 students may be subject to cancellation or postponement, at the discretion of the instructor. Frames and Oxford Needles will be available for use during class and may be purchased afterwards. Monk's cloth in 1-yard cuts is available and we will custom cut to size and finish edges (ask for special order details). We will also custom build frames for your projects. Intermediate to advanced rug punch classes, in which students may design their own projects, are being planned for August and September...

"Punching With Luxurious Yarns", A Rug Punch Retreat with Amy Oxford, inventor of the OXFORD RUG PUNCH NEEDLE, Saturday and Sunday, October 25 & 26, 2008; at the Ramada Inn in historic Ligonier

Kathy's Creations and the Woolley Fox will proudly host Amy Oxford, an internationally recognized instructor and artisan in the field of rug hooking. The Retreat, "Punching With Luxurious Yarns", is limited to 15 students and is designed for both beginner and experienced rug hookers wishing to add dimension, richness and a variety of subtle and striking features to their work. By adding new fibers and combining finer materials, rug hookers will open new doors to reveal a wealth of possibilities. No previous experience with the Rug Punch Needle is necessary. Attention, knitters and crocheters - here is a chance to use your stash in a new way. Don't miss out on this very special opportunity to work with Amy Oxford, an accomplished artisan who has authored several books on rug hooking topics.

PLEASE NOTE: Due to current economic changes and increased costs, workshop registration fee will be \$195 early bird (pre-paid by June 15); \$225 (June 15 - July 1) & \$250 after July 1. Payment must be made in full to reserve class space. Treat yourself to a wonderful, autumn weekend of fellowship and needleart in the colorful Laurel Highlands. Overnight accommodations are available at the Ramada. For further details and a brochure, please contact Kathy's Creations at (724) 238-9320.

***** "KNIT OUT" *****

Tuesday evening, June 10, 2008, from 7 - 9 pm on The Diamond

Join members of the Laurel Highlands Knitting Guild for a summer evening of knitting and fun conversation. This "knit out" which will be held in the Ligonier Town Hall courtyard (front entrance). In the event of rain, please contact Michelle Gardner at 724-238-4951 for alternate meeting place. All skill levels are welcome to come, sit & knit!

Bring a buddy! Tracey suggests that you contact your knitting, crocheting & needle/rug punching friends and carpool to Kathy's Creations to take advantage of our June two-fer promotion. Or, shop swap & save gas. Check with fellow stitchers -- if they can't join you but need an item or two, pick up needles, gadgets or floss to save them a trip and perhaps they can do likewise for you another time...

***** **READER'S KNIT CLUB** *****

Join the Reader's Knit Club for an evening of knitting on **Mondays, June 2, 2008, and July 7, 2008, from 7:00 pm - 8:30 pm** at the Barnes & Noble Bookstore, Route 30, Greensburg, PA. New knitting books will be featured...



***** **FUN FRIDAY with instructor Joyce Bischoff: June 13, 2008, 10 am - 2 pm**

You'll find we do much more than than just knit and crochet on Fun Friday (the 2nd Friday of each month)-- you'll share many wonderful things, from conversation to ideas, and favorite patterns to tricks learned along the way. It's fun! It's free! All knitters & crocheters welcome! Our instructor Joyce is available for help with your questions, skill-building and how-to's. There is no charge to attend, but please call ahead to let us know you will be coming. Please bring your knitting, a snack if you wish, and a sense of humor. In the event of inclement weather, please check with us regarding possible delay or cancellation.

***** **UPCOMING CLASSES** *****

**"Introduction to PunchNeedle" with Helen Stetina Saturday, June 14, 2008,
10 am - 12 noon \$25** registration fee**

This class includes "hands-on" instruction with Helen, and a fabric and floss kit to make a charming sheep! **Punchneedle tools and embroidery hoops will be available for students to use during class, and may be purchased after class.

**"Sea Grass Shell" with instructor Betty Lou Glasso; Saturday, June 21, 2008
9:00 am - 12 noon \$15* registration fee plus class materials as needed**

Kathy's "Sea Grass" design featured in the spring 2008 Knitter's Magazine has been very popular (shown upper right). Betty Lou, who knit the magazine model garment for Kathy, will get you started with this project. Learn how to do the elongated stitch border and textured pattern, plus get individualized help with "knit to fit". Student class supplies needed include a copy of Knitter's Spring 08 magazine, lightweight yarn in four colors (DK weight), US 3 & 5 knitting needles. Yarn yardage amounts will vary with sizing -- check with us when registering.

**"Create A Sock From The Top" with instructor Nancy Premoshis; Saturday, July 12, 2008,
9:30 am - 12:30 pm \$15* registration fee plus class materials as needed**

Think Outside the Sox! Nancy will help you expand your sock-knitting skills beyond the basics. Using a sock pattern of your choice, learn how to adapt a basic pattern to include a textured or colorwork cuff. Additional class supplies include yarn, corresponding needles and your pattern.

*Registration fee must be pre-paid at the time of registration to reserve a space in class. If you need to cancel, we will refund tuition up to 48 hours prior to the class. After that, we will refund half of the tuition in the form of a store credit. Unless noted, class fees do not include materials. Classes without a minimum of 4 students may be subject to cancellation or postponement, at the discretion of the instructor. Exceptions will be made for inclement weather. Students may pre-register for classes by calling Kathy's K creations at 724-238-9320 or sending e-mail to kathy@kathys-kreations.com

**Private knitting, crochet, felting and hairpin lace lessons available by appointment.
Kathy's K creations has been the helpful hands of experienced knitting for over 28 years!**

We hope that you will make US your summer stitching destination -- you supply the creativity, and we'll supply everything else!

KEEP KNITTING! Kathy