




KATHY'S KREATIONS
141 East Main Street
Ligonier, PA 15658
724~238~9320
JUNE 2006 UPDATE



Dear Knitters,

One of our customers, Mary Shonk, recently told us that she enjoys the "experience" of coming into our yarn shop. According to Mary, "It's the *potential* of all the colors and fibers that's really exciting -- all the possibilities, all the choices. The planning and anticipation of each project is as much fun as the actual knitting". Yes, Mary, knitting is a great mood enhancer.

Summer is a series of adventures. We invite you to stop in this month for your own personal Kathy's Kreations fiber experience. Whether you're headed off to the seashore or staying close to home, we've got what you need for all your knitting and crocheting projects. You'll find hundreds of products to help you make the most of your summer.

When you pick up your yarn and needles or hook, it's your imagination and willingness to experiment that make your projects truly unique and one-of-a-kind. For most of us, knitting or crocheting are terrific ways to relax and unwind, to celebrate our creative spirit. After all,

"HAPPINESS IS MORE YARN"
Purchase 2000 yards or more*
of ANY regularly-priced yarns in stock
and receive 10% off during June 2006
(does not apply to clearance or special order yarns,
***single purchase; totals do not accumulate)**

Hours: 9:00 am - 5:00 pm Monday through Saturday
Kathy is usually away on Wednesday, but the shop is open

We accept Mastercard, VISA, Discover/Novus, AX

Private knitting and crochet instructions are available by appointment
Finishing services available
Gift certificates available

Shopping at Kathy's Kreations has never been easier
COME IN - CALL UP - LOG ON
Telephone 724-238-9320
e-mail kathy@kathys-kreations.com
please visit our website www.kathys-kreations.com



photo
© Knitter's Magazine

***** GREAT NEW STUFF *****

Lace knitting has been called "the height of the knitter's art". This summer, the fashion world is intrigued by lace knitting and its growth in popularity. Traditional lace knitting for summer 2006 receives a modern facelift. We're bringing you a season of sun-inspired, striking styles for warm weather days...

The much-anticipated Summer 2006 KNITTER'S MAGAZINE has arrived (\$5.95). This issue's theme is "summer romance" with garden inspirations as refreshing as a walk in the park. The pages are filled with ruffles & lace, sweaters & shawls, and accessories for fun in the sun. Two of Kathy's designs appear in this collection-- "Penny royal & verdigris" (shown upper left) and "Mimosa" (shown lower right). We are pleased that KNITTER'S chose Penny royal to do double duty -- two different gauges give two different looks. About Penny Royal, KNITTER'S says, "Lace zigzags travel up the body of this summer sweater. The subtle shimmer of the yarn makes it perfect for office into evening wear". About Verdigris: "As copper tarnishes you achieve a beautiful patina and rightfully so we take the elements of this Penny Royal and work up a second version -- fresh and appealing". Kathy's inspirations for this design were the charming picket fences and Victorian architecture of Cape May. About "Mimosa": "A yarn that changes fiber as well as color along its length is perfect for a summer shell. Choose a colorway that is refreshing, and a textured stitch that makes it shine!"

If you are intrigued by mitered knitting and felting, check out the felted knitted purse "Paperback Rider", just big enough for wallet, keys, cell phone, and latest summer read made from NASHUA HANDKNITS "Wooly Stripes"...

Luxe lives! Bask in the luxury of CLASSIC ELITE YARNS "Princess" (\$10.50, 50 grams, 150 yards, 40% merino / 28% viscose / 10% cashmere / 15% nylon / 7% angora). This yarn has a fabulous soft hand, and provides great stitch definition for your patternwork. Treat yourself to premium PONY rosewood circular needles (24" circulars, \$24.50 each) -- these are a dream to work with and we've had customers pleading with us to stock these (we took your please, please, please request seriously, Sherry!). LANTERN MOON ebony circulars are also expected later this summer, so stay tuned...

KNIT 'n STYLE August 2006 (\$5.99) is here with fun felted hats, a preview of Fall 2006, and an all-new look. There is a special emphasis on mens' knitwear, with plaid patterning, bold stripes, and textured knits. In addition, Margaret Radcliffe's article "Getting Comfortable With Cotton" provides excellent information on summer's favorite fiber. Leslye Solomon's article, "Roll over, lay down, play dead... ways to get your knitting to do subtle tricks", is well worth the read...

What **will** Kathy's Kreations come up with next for your knitting pleasure? Would you like to knit in a theater, or when travelling at night, if only you could see? Coming soon are CLOVER "Knit Lites", 14" straight knitting needles with glowing LED tips and replacable batteries. These will also come in handy when working with hard-to-see dark yarns. Cost will vary with sizes, ranging from \$16 - \$20...

photo
© Knitter's Magazine



***** MORE GREAT NEW STUFF *****

INTERWEAVE KNITS Summer 2006 (\$6.99) features 22 irresistible knits to keep you cool. This issue's "how-to" primer explores lace knitting, and several lovely openwork designs are featured, from the simple to the complex (chemises, twinsets and drapery shawls). For the novice knitter, lace can be intimidating. To break "holes on purpose" down to its simplest parts, lace consists of yarn paired increases and corresponding decreases. In the "Beyond The Basics, Part One", Jackie Erickson-Schweitzer explains how yarnovers and decreases work together to achieve delicate lace, with helpful tips for successful results. You'll soon be on your way to mastering beautiful openwork.



We are pleased that one of Kathy's designs, "Marseilles Pullover" is included in this collection (shown upper right). About the design, KNITS says, "Kathy Zimmerman uses trellis-like diamonds with garter-stitch interiors and crisscrossing ribs to reflect the layout of hedgerows and plantings in a formal summer garden. A simple boatneck, narrow garter-stitch edgings, and plain ribbed sleeves keep the focus on the interplay of textures that decorate this slim pullover. Worked in baby alpaca, the sweater is comfortable and soft next to the skin".


In addition to cables, textures and feminine tops, there is also a maternity sweater for mom-to-be, a needle-felted fun hat (ask us about our new CLOVER felting tool) and darling gift ideas for kids, or any child at heart). Get your summer off to a sizzling start with KNITS...

Socks are the ultimate portable knitting project, perfect for travelling knitters on the go. *Stitchkeepers by Rollie* (\$6.00 per package) keeps your double-pointed needles together and your stitches from falling off. Just cap each end, and you can toss your knitting into your purse or knitting bag without a second thought. What's more, they protect against sharp needles snagging or poking holes through your bag (or fingers!). Available in 5" and 8" lengths, they're great for storing and organizing your needle collection, too. Don't you know that we have a thing for gadgets?

Make a colorful statement! FIESTA YARNS handpainted "Insignia La Boheme" (\$29.95, 4 oz., 165 yards, mohair/wool/nylon/rayon boucle 2-strand blend) is the latest member of the "LaBoheme" family. We found the organic shades to be simple, sophisticated and inspiring. This is a perfect choice for the "Biased Stole" pattern (\$6.50, shown lower left). This wrap works up quickly on size 17 needles. The pattern is easy to follow, making it a good project for traveling. The stole will come in handy on cool summer nights, in an air-conditioned restaurant, or to jazz up your latest outfit. We also have a kit version which includes beads and ribbon (\$86.50). Another eye-catching travel project from FIESTA YARNS is the "Famous Shawl" pattern (\$6.50), a timeless classic triangular-shaped style...



Needle felting appliques just got easier. With CLOVER's new felting needle tool (\$16.75), all it takes is a light punch to interlace textile fibers. This special tool features five felting needles inside an easy-to-use handle with a safety locking device. Replacement felting needles in fine and heavy weight are available for the tool (\$7.95) as well as needle mats for smooth punching (small \$10.50; large \$17.95). The large mat is ideal for large fancywork pieces like sweaters and mufflers. Enhance your felted designs with a simple punch...



***** NOW ON OUR BOOKSHELVES *****

Bedtime is the theme of *And So To Bed* (\$22.95, hardcover), Lucinda Guy's cozy collection of 24 handknits for girls and boys, ages two to five. There are blankets and bed jackets, toys and sleepyhead slippers, even a hot water bottle cover, sure to delight the children in your life...

A knitting circle in words, *Greetings From Knit Cafe* recalls the open friendliness author Suzan Mischer serves up at her Knit Cafe, the Los Angeles shop at the forefront of the hybrid yarn store/designer coffeehouse trend. Sprinkled throughout are her top 10 CDs to knit by, Pilates-based exercises for knitters, and tempting party recipes. As fun as the conversation is, the patterns are the main event ranging from a no-seam, reversible baby kimono to a felted saddlebag, with a computer techie keyboard cover and yoga-mat roll for zenistas, and much more Hollywood stuff. Pick up a mocha latte and sip slowly -- this one's too good to be missed...

Not every knitting book has a blurb from Carmen Electra splashed across the cover. But then again, celebrity swimsuit designer Ashley Paige isn't your typical knitwear designer. *Sexy Little Knits* (\$21.95, softcover) is a bodacious collection of two-piece bathing suits, 70's inspired slinkwear and boudoir delights. There's more knitting than meets the eye, with structure, form and boost where it's needed. Paige also gives tips for appropriate yarn substitutions and what styles look best on certain figure types...

Neglected for so long, plus-size knitters are challenging the industry to take charge and go large. *Big Girl Knits* (\$30.00, hardcover) features 25 unique patterns for women size 14 and up. From flattering pullovers and sexy tees to sleek skirts and fun accessories, this book is overflowing with options for knitting up an entire wardrobe to compliment your shapely shape. Part knitting instruction, part fashion guide, *Big Girl Knits* is packed with expert advice proportioned to fit a big girl's body. Learn two fabulous adaptations that you can apply to any sweater pattern. The book also features an easy-to-use measurement guide and tips to help you choose the right yarn, colors, and styles for you...

Stephanie Pearl-McPhee, aka the Yarn Harlot, spills her bag of knitting tricks in *Knitting Rules!* (\$12.95, softcover). She unravels the mysteries of swatching, stashing, ribbing & rolling to free your inner knitter. She offers essential survival skills, insider secrets, and undercover revelations for yarn enthusiasts of all levels and persuasions: knitting-emergency preparedness techniques, discreet stash management practices, first-responder tactics to handle antagonistic non-practicioners, foolproof methods for eyeballing measurements, and bushwacking smarts for cutting through pattern jungles, gauge hazards, and yarn mysteries...

Knitted cables add textural interest and ornate detail to the most basic silhouettes. Finally, the cable reference that every knitter craves! *Vogue Knitting Stitchionary 2 Cables* (\$29.95, hardcover) will keep you satisfied with over 200 cables to knit and enjoy. The chapters are organized thematically: easy, diamonds & pretzels, braids, allover, and combinations. Stitches are arranged within chapters, from easiest to most challenging. Patterns include written instructions as well as charts...

***** MORE NEW TITLES FROM OUR BOOKSHELVES *****

Get clicking now with tantalizing techniques, inspiring ideas and pearls of wisdom based on the work of Montse Stanley in *Simply Fabulous Knitting* (\$18.99, softcover). This book reveals the clever secrets and insider tips to give you a professional edge and, if things go wrong, how to fix them! From filling your needles with knit and purl stitches to finishing with flair, words of knitting wisdom are with you every click of the way...

Barbara G. Walker has had a profound influence on knitwear designs for over 30 years. If you haven't discovered her stitch pattern books, pick up a copy of the reprinted *Mosaic Knitting* (\$32.00, hardcover). From her magnificent mind and skillful hands, this new edition contains 380 mosaic knitting designs -- each photographed and charted -- including 116 brand new, never-before-published "magic mosaics"...

Morehouse Farms Merino Knits (\$29.95, hardcover) opens the gates of a magical rural farmland with a true city-to-country fairy tale and a fresh crop of patterns for merino handknits. Author Magrit Lohrer has developed more than 40 patterns that range from lacy shawls and classic sweaters to adorable baby garments and colorful mittens, along with a selection of gorgeous accessories for the home -- all inspired by the beauty of merino wool and the comfort of life on Morehouse Farm...

***** FALL 2006 GUEST DESIGNER CLASSIC ELITE YARNS *****

Kathy is very pleased to be chosen as CLASSIC ELITE YARNS guest designer for their fall 2006 collection (designs shown lower right, and pages 6 & 8). Kathy will sign posters featuring her designs at the CLASSIC ELITE YARNS booth at The National Needlework Association trade show in Indianapolis this month. The following article appeared in the CLASSIC ELITE YARNS Spring '06 newsletter and we re-print it with their permission:

'Unlike so many knitters who learned when they were eight or ten years old, Kathy Zimmerman was taught to knit by her Aunt Mary when she was a sophomore in high school. We are so glad Kathy became hooked, because now we are the happy recipients of seven original Zimmerman designs for our upcoming Fall 2006 collection. Kathy's forte, cables, are prominently featured in the collection -- from all-over cables, to cables & ribs, and much more. We are particularly pleased that this collection features a nice range from traditional to modern styling in her designs.

When asked about her inspirations, Kathy talked about 'seeing' cables everywhere. Many years ago, she worked as a critical care nurse. In that capacity, she learned to identify and interpret cardiac rhythms. She feels that reading rhythms is similar to reading charts and seeing meaning in them. One of her early inspirations was a Japanese stitch dictionary, where she saw the ebb and flow in charts and symbols. Not the least of the reasons we love working with Kathy is that her first yarn choice for projects is Classic Elite's, which she describes as beautiful, colorful, and 'rich'. Kathy freelances with many yarn companies and with the three major knitting magazines. We are so pleased that Kathy is adding her expertise and talents to our line".

Kathy wishes to express her gratitude to CLASSIC ELITE's President Pat Chew, Vice President of Sales Betsy Perry and Creative Assistant Judy Croucher for the opportunity to work with them to develop these special new designs with some truly fabulous yarns.

photo
© Classic Elite Yarns





photo
© Classic Elite Yarns

***** IN THE NEWS *****

If you didn't read about it in the Sunday, May 14, 2006, *Tribune-Review* "Neighbor-hoods" section, there is a news clipping on our bulletin board. The article highlighted Readers' Knit Night featuring our own Kathy, Tracey Earhart and Tracey's daughter, Hannah. The headline read, "Pair team folk art, design knowledge to share joy of knitting". Our thanks to Maryann Eidemiller for her well-written article and to the *Trib* for its interest in our work...

Did you know that Saturday, June 10, 2006 is the 2nd Annual World Wide Knit In Public (KIP) Day? Your local gathering will be held here at Kathy's Kreations as part of Fun Friday and Saturday with instructor Joyce Bischoff. This effort began as a way to bring knitters together and to encourage knitters to knit in public. This is a way to help knitters feel good about their needleart, and to introduce more people to the craft. If you can't join us, we hope that you will find some time to knit in public on your own -- whether it is alone on a park bench, at your child's soccer match, or at a restaurant. Don't just sit, Knit!

***** TIPS AND TRICKS *****

Lee Thompson recommends using a shoebox to avoid yarn tangles when doing intarsia colorwork. She learned this tip from Sally Melville's book, *The Knitting Experience Book 3: Color -- The Power and The Glory*. Divide a shoebox into compartments by punching holes in the side of the box, then cut slits to the holes. Slide colors into the holes in the order they will be used. At the end of a right-side row, the yarns will be crossed. Turn your needle to un-cross them at the end of the next row. Thanks, Lee, for sharing this tip! Sally's books may be found on our bookshelves and are a wonderful knitting experience, with a wealth of useful information.

From Sheila Ryle: When planning a colorwork project for Fair Isle technique, intarsia or stripes, wrap each color of yarn several times around an empty paper towel cardboard tube in the order in which you plan to use them. Unwind the yarn and change the order to determine which colors look best together, side by side. Experiment with different combinations before working your swatch. When you are satisfied with the color placement, then work your swatch. The wrap method is very useful to avoid knitting and re-knitting your swatch. This works very well when combining novelty or handpaint yarns, too. Thanks, Sheila!

***** INQUIRING KNITTERS WANT TO KNOW *****

Betty from Stahlstown asks, "How do I work a central double decrease?" This is a decrease which results in two stitches being decreased, with the center stitch of the three remaining in the center position. It is also referred to as "S2KP2" or "sl 2-K1-p2sso". Here's how:

1. Slip 2 sts **together** to the right needle as if to knit (take them off the needle). Do not confuse this with the maneuver used for the slip, slip, knit single decrease which slips the stitches one at a time.
2. Knit the next stitch.
3. Pass the 2 slipped stitches over the knit stitch and off the right needle; 3 sts become 1; the center stitch is on top.

We have several excellent resource books to help with illustrations -- our favorite is *The Knitter's Handbook*, with essential skills & helpful hints from *Knitter's Magazine*.

***** DE-STRESSING THE HOLIDAYS *****

Tracey Earhart has us planning ahead for the holidays and gift-giving. Here's a hat and placemat using the simple but elegant box stitch pattern and a wider variation.

"TAKE IT FROM THE TOP" HAT

MATERIALS: worsted weight yarn 150 (175 - 200) yards; set of four double-pointed needles (dpns) and 16" circular needles in US size 7 OR SIZE NEEDED TO OBTAIN GAUGE; 16" circular needle US size 5; stitch markers; circular row counter; tapestry needle for finishing

NOTE: dpns may be used throughout in place of circular needles

GAUGE: 5 sts / 7 rows = 1" in wide box stitch pattern

TAKE TIME TO SAVE TIME, CHECK YOUR GAUGE

FINISHED HEAD CIRCUMFERENCE: 18" babies' (20.5" child - 23" adult in parentheses)

DIRECTIONS: Beg at top of hat, cast on 6 sts. Join, being careful not to twist sts; divide evenly onto three dpns. Place circular row counter at beg of round.

Round 1: Knit.

Round 2: Inc 1 in each st: 12 sts (4 sts on each dpn).

Round 3: Knit.

Round 4: *Inc in first st on dpn, K across to last st on dpn, inc in last st on dpn; rep from * across each dpn.

Change to larger circular needle when enough sts are present to work on needle without stretching. Place markers at increase points (beg & end of each dpn when transferring sts). Repeat rounds 3 & 4 until total stitch count is 90 (102 - 114) sts -- multiple of 6 sts. Begin wide box stitch pattern:

Rounds 1 & 2: *K3, P3; repeat from * around.

Rounds 3 & 4: *P3, K3; repeat from * around.

Repeat these 4 rounds until piece measures 4" (4.5" - 5") from beg of wide box stitch pattern. Change to smaller circular needles and repeat rounds 1 & 2 for 1" (1.5" - 2"). Bind off all sts in pat. Weave in ends.

DESIGN OPTIONS: Odds and ends of knitting stash yarns in the same weight may be used. Try a different color for the hat, the crown, the ribbing. When changing colors, knit one row in the new color to avoid color change bumps.

BOX STITCH PLACEMAT (multiple of 4 + 2)

MATERIALS: 2 hanks TAHKI "Cotton Classic Colors" per placemat; 24" circular knitting needle US size 6 (circular needle used to accommodate number of stitches comfortably); tapestry needle for finishing

GAUGE: 5 sts / 7 rows = 1" in box stitch

FINISHED MEASUREMENTS: 12" X 18"

DIRECTIONS: With circular needle, cast on 90 sts. Work in box stitch pattern (shown lower right) back and forth as follows:


Row 1 (WS): *P2, K2; rep from * across row to last 2 sts, P2.

Rows 2 & 3: *K2, P2; rep from * across to last 2 sts, K2.

Row 4: Repeat row 1.

Repeat these 4 rows for pattern until piece measures 12" or desired length. Bind off all sts in pat. Cut yarn. Weave in ends.

© Copyright 2006 Kathy Zimmerman. All rights reserved. For non-commercial personal or charitable use only. Please do not reproduce in any form, copy this pattern or sell items made from this pattern without the permission of the designer, Kathy Zimmerman.



***** **READER'S KNIT NIGHT** *****

Join Kathy and Tracey for an evening of knitting on **Monday, June 5, 2006, from 7:00 pm - 8:30 pm** at the Barnes & Noble Bookstore, Route 30, Greensburg, PA. Volunteers will be on hand to help with knitting questions and how-to's, including instructions for beginners. In addition to the latest knitting titles, June's featured book is *New Knits On The Block: A Guide to Knitting What Kids Want*. Upcoming summer dates are **Monday, July 3, 2006, and Monday, August 7, 2006 from 7:00 pm - 8:30 pm**. These evenings will feature enjoyable knitting-related novels and recommended summer reads...



photo
© Classic Elite Yarns

***** **CALENDAR OF EVENTS** *****

"Knit Knite" at Kathy's Creations: Tuesday evenings, June 13, 2006, and July 11, 2006, 7 - 9 pm, (knitter's night out)

Join members of the Laurel Highlands Knitting Guild for an evening of knitting, lots of fun conversation and plenty of advice from experienced knitters. All skill levels welcome -- come, sit & knit! It's free!

"Twined Knitting" with instructor Jane Armstrong on Saturday, June 17, 2006, 10 am - 1 pm; \$10 registration fee*

Twined knitting is a Swedish folkcraft technique using 2 strands of yarn to produce a warm, durable and decorative fabric for hats, mittens and socks. Needed class supplies include worsted weight or DK weight yarn in a pull skein or ball (both the center and the outside can be used at the same time), 16" circular knitting needle in US size 6 - 8 (depending on weight of yarn); and stitch markers.

* Registration fee must be pre-paid at the time of registration to reserve a space in class. If you need to cancel, we will refund tuition up to 48 hours prior to the class. After that, we will refund half of the tuition in the form of a store credit. Unless noted, class fees do not include materials. Classes without a minimum of 3 students may be subject to cancellation or postponement, at the discretion of the instructor. Exceptions will be made for inclement weather. Students may pre-register for classes by calling Kathy's Creations at 724-238-9320 or sending e-mail to kathy@kathys-creations.com

Private knitting, crochet and hairpin lace lessons available by appointment.

***** **UPCOMING TRUNK SHOWS** *****

June 2006: OAT COUTURE patterns (projects made with BROWN SHEEP YARNS)

August 2006: FIBER TRENDS patterns (projects made with BROWN SHEEP YARNS)

***** **FUN FRIDAY AND SATURDAY*******

Dig out your UFO's (unfinished objects) & WIP's (works in progress) and join us on **Friday, June 9, 2006 AND Saturday, June 10, 2006, from 10 am - 2 pm**, for two fun-filled days of knitting comradery. Joyce Bischoff will be here to answer your questions and provide expert knitting assistance, with wonderful tips for getting those UFO's back on track. It's free, it's fun, but please call ahead to let us know you will be coming. Please bring your knitting, a snack or lunch if you wish, a folding chair if you've got one, and your sense of humor. You deserve to escape for a knitting break!

Have a happy summer, full of creativity -- KEEP KNITTING!

Kathy