




KATHY'S KREATIONS
141 East Main Street
Ligonier, PA 15658
724-238-9320
FEBRUARY 2010 UPDATE



Dear Knitters & Stitchers,

Ready for a little wintry indulgence? With a fixed focus on knitted and crocheted fashion for everywoman, we're combining our stitching knowledge with an eye on fashion trends to bring you some amazing chill-chasing choices for mid-winter. Our latest collection of yarns, patterns, kits, gadgets, accessories and ideas features pieces that appeal to all -- from the fashion sophisticates to the most classic knitters and crocheters. We've got plenty of winning options to help you make it colorful, make it by hand, bringing a smile with every stitch.

If you're not sure what to make next, what about a shawlette? Season-spanning shoulder cover-ups have been a traditional piece of women's clothing for hundreds of years, and can be worn in a variety of creative ways. Hats, mitts and neck warmers are always a practical "must-have" item, with choices from super-easy to more complex, and they make great gifts. It looks like 2010 is the Year of the Cardigan, so brave the elements in warm, stylish jackets. To learn more about our energizing ideas that will carry you through to spring, stop in soon and see what the buzz is all about!

"KEEP KNITTING!"

**10% off all regularly-priced BERROCO YARNS
in stock during February 2010**

Winter Hours: 9:00 am - 5:00 pm Monday through Saturday

Kathy is usually away on Wednesday, but the shop is open
We accept Mastercard, VISA, Discover, AX

Private knitting, crochet, spinning and rug punch instructions
are available by appointment
Finishing services available
Gift certificates available

Shopping at Kathy's Kreations has never been easier

COME IN - CALL UP - LOG ON

Telephone 724-238-9320

e-mail kathy@kathys-kreations.com

please visit our website www.kathys-kreations.com



*** GREAT NEW STUFF ***

With most of the country is looking like winter wonderland, it's time to stitch -- indulge yourself in soft silhouettes, cozy textures and sensational styles designed with every member of your family in mind. If you haven't knit anything for yourself in a while, a fashion facelift doesn't require a new wardrobe. One or two season-spanning items can spice up your existing one, and accessories are a girl's best friend. The best thing about knit and crochet is the endless flexibility and possibility. Let's go with the snow and have fun stitching this winter with these great new products, which just arrived...

If you haven't worked with KOLLAGE YARNS before, they are best known for alternative, organic fibers that are just as fun to knit as they are to wear. Kathy is extremely pleased to be working with KOLLAGE YARNS, developing patterns for a variety of their amazing yarns. Customers can find these designs in Kathy's special binder in our pattern department. "Shore Thing Cardigan", #3605, (\$7.00, shown upper left) is a crewneck cardigan with allover textured block pattern and openwork stitch borders on cuff and lower body. This classic style is worked with KOLLAGE YARNS "Corntastic" (\$7.95, 50 grams, 105 yards, 100% corn, CYCA yarn classification 3). "Erica's Winter Lace" #3606 (\$7.00, shown lower right) is a ladies' jacket with vertical lace & cable panels alternating with shadow rib. The three-quarter length sleeves also feature the shadow rib, and the jacket is framed with seed stitch bands and sleeve cuffs. This jacket is knit with one of our new favorites, KOLLAGE YARNS "Fantastic" (\$8.95, 50 grams, 93 yards, 100% merino wool, CYCA yarn classification 4). The single button closure adds a contemporary touch for a sweater that looks equally smart for work or play (and it's very denim-friendly). The sleek-fitting matching cap is the perfect accessory. KOLLAGE YARNS is the inventor and exclusive supplier of KOLLAGE square knitting needles, another innovative product for your knitting pleasure...

INTERWEAVE PRESS special issue *Knitscene* winter/spring 2010 (\$7.99) is simple, stylish and spirited. Flatter yourself with shapely sweaters, easy lace shawls and charming cool knits that transition from winter into spring. Editor Lisa Shroyer tells us that one of the newest trends in yarns are raggs and marls. These combine plies of different shades combined to create a mottled or tweedy "marbled" effect in the knitted fabric. For an example, please check out our hood & scarf combination in NASHUA HANDKNITS "Snowbird" (\$7.50, 50 grams, 73 yards, 70% wool / 30% alpaca, CYCA yarn classification 4). *Knitscene* uses this yarn to make an easy two-row reversible lace pattern scarf worked in color blocks, using one whole skein of a color before changing to the next. This three-ply marl yarn, consisting of two cream plies and one gray, is over-dyed by the manufacturer in some very cool colors. This is a very good issue, with an excellent tutorial on knitting in the round with 7 clever accessories for pattern support (we love the ribby toque)...

KNIT SIMPLE Winter 2009/10 (\$6.99) features easy ways to warm up your winter with office-fabulous looks and chill-chasing scarves, hats, warmers and more. There is an "up close" workshop for new sock knitters, stylish jackets with subtle details, and bold granny afghans to crochet in our new semi-solid wools from MANOS DEL URAGUAY. OK, let's get started...



*** MORE GREAT NEW STUFF ***

There's something about a rustic tweed sweater that seems to ward off winter weather. Lisa Carnahan was inspired by tweed yarns and Celtic cable & rib patterns to create this lovely ladies' crewneck worsted weight cardigan, LISA KNITS "Diamond Cables" #SW-043 (\$4.00). Sized from extra small (34" chest) to extra large (54" chest), this is the quintessential Aran! Lisa tells us she is hard at work designing "Blustery Days", a trio of unisex "heavy duty" head warmers for snow days when we all need a little extra warmth. Patterns will be available here in early February...



© 2010
Lisa Knits

Dress yourself up in the "Sophisticated Wrap" from KEEP IT SIMPLE designs (\$5.00), knit with Aran weight yarn. In a snap, you can accessorize this rectangular wrap with interesting buttons and a shawl pin or two, to create a different look every time you wear it. This makes a great layering piece for the office or to keep around for chilly evenings...

New from PLYMOUTH YARN Royal Yarn Collection is "Llama Cotton Worsted" (\$6.95, 50 grams, 109 yards, 30% fine llama / 70% cotton, CYCA yarn classification 4). This soft, lightweight blend is a true season-spanner that reminds us of silk...

Get your needles and hooks ready, everyone -- BERROCO'S new line of yarns are in and they are stellar! From fiber content to silhouette, from price point to color palette, BERROCO YARNS are designed to effortlessly fit into a knitter's and crocheter's life. Color is the name of the game for Spring 2010. BERROCO "Weekend" (\$6.50, 100 grams, 205 yards, 75% acrylic / 25% Peruvian cotton, CYCA yarn classification 4), available in a myriad of bright colors, is the perfect yarn for any laid-back knitting project. A soft, comfortable machine washable blend, this yarn is uncomplicated from start to finish. Pattern support booklet #296 (\$8.95, cover garment shown lower left) features easy-to-knit wardrobe basics. New shades of BERROCO "Origami", introduced last month, continue to arrive (\$8.50, 50 grams, 98 yards; 58% acrylic / 16% linen / 15% nylon / 11% cotton, CYCA yarn classification 4, all shades now in stock). This exciting new yarn for warm weather months has many multi-colored strands running parallel to each other, wrapped by a black binder, resulting in a remarkably light and crisp finished fabric...

And, because winter isn't over quite yet, we've got new shades of BERROCO "Peruvia" (\$8.50, 100 grams, 174 yards, 100 Peruvian Highland wool, CYCA yarn classification 4) and "Cuzco" (\$9.50, 100 grams, 130 yards, 50% superfine alpaca / 50% Peruvian wool, CYCA yarn classification 5).



Attention, Ravelry members! Do you know about the "Ravelmpics"? If you are a member of "We Love Kathy's" group, please join our group on Ravelry to find out details and participate in the fun. You must choose a project to work on during the Winter Olympics in Vancouver, cast on during the Opening Ceremonies and hopefully finish binding off during the Closing Ceremonies. Our team leader Jill has details on our group chat. Kathy will be knitting the "Cirrus" jacket with BERROCO "Cuzco" -- will she medal? will she finish? will she finally be able to knit something special for herself?

© 2010 Berroco Yarns



*** NEW AND ON OUR BOOKSHELF ***

Knitted Toy Tales by Laura Long (\$22.99, softcover) is a delightful and whimsical book that's a perfect "armchair getaway" on a cold winter's day. From bunnies and bears to Russian dolls and robots, discover a unique range of over 20 adorable little knitted characters, each packed with personality and individual charm. The softly colored characters are a joy to knit, and their fun size is perfect for gift giving or as a quirky home accent. The projects combine simple knits with cute fabric appliqué accents to add that extra element not always found in traditional toy knitting titles. Clear instructions, fun narrative text and sweet photography speak to all knitters, regardless of level...

Every crocheter, from the newest beginner to the most versatile expert, needs an accessible reference guide to the shortcuts and techniques every crocheter should know. And who better to compile one than Lily Chin—the author of four hugely popular knitting and crocheting manuals, a veteran teacher, and one of the fastest crocheters in the world? *Lily Chin's Crochet Tips & Tricks* (\$16.99, hardcover) compiles more than 75 of her best techniques—some collected from her regularly sold-out classes, many more never seen before—into one comprehensive, pocket-size guide. This book is filled with simple solutions to every crocheter's pet peeves, as well as nonstandard approaches to some of the biggest crocheting bugaboos. At the end of it, you'll be left with one satisfying question: "Why didn't I think of that?!"

Are you one of the thousands of Lily Chin knitting converts who swear by her legendary Tips & Tricks classes? Or are you an avid knitter in search of a portable, accessible technique guide? Knitters of every level will love *Lily Chin's Knitting Tips & Tricks* (\$16.99, hardcover) for its simple solutions to everyday knitting problems. Covering everything from knitting standards and conventions to working with various types of yarns to fixing stitch mistakes, Lily's book is a comprehensive distillation of her decades of experience, and by the end of it she will have answered knitting questions that you didn't even know you had.


Mastering the art of crochet is incredibly easy and lots of fun with *The Big Book of Weekend Crochet* (\$26.95, hardcover). Whether you are a beginner or an accomplished crocheter, you're sure to find inspiration among the more than 30 dazzling designs in this book, ranging from chic accessories and sweaters to baby booties and cozy afghans...

*** CHARITY KNITTING ***

One of our most frequently-requested patterns is a "prayer shawl". A prayer shawl is a thoughtful gift to share with someone who is grieving or immersed in difficult times. There are many times to share a prayer shawl, both in times of loss and celebration. They not only provide warmth, but are like a knitted or crocheted hug, a comforting embrace with wishes and prayers for healing. Our favorite patterns are from LISA KNITS. #AC010 "Readers Wrap" (\$4.00) can be worked in a variety of worsted weight yarns from rich wool tweeds to easy-care synthetics. This pattern is suitable for beginner knitters, but interesting enough for more experienced ones. It features a box stitch edging and pockets on each end. #AC006 "Nora's Shawl" is an elegant rectangular stole worked in DK weight yarn and features a textured diagonal openwork pattern for intermediate skill level and beyond...

*** TIPS & TECHNIQUES: KNOTTY KNITTING ***

Lois R recently asked for more information about knitted bobbles and the knots used in Kathy's "Julia" design for NASHUA HANDKNITS MAGAZINE Volume 2 North American Designer Collection No. 9 (\$19.95, shown at right).



© 2009 Nashua
Handknits

Kathy says, "These touches of texture come in all shapes and sizes, ranging from the small sophisticated knots which flank the cables in this design to larger popcorn-looking ones. Bobbles are made by working new stitches into a base stitch to produce extra fabric that pops out from the surface of the knit fabric. They can be added into almost any pattern as an embellishment, used singly or in groups to form lines. If you plan to add bobbles, you will need extra yarn."

Knots are more subtle than bobbles, are completed on one row, are small, firm and sit close to the fabric. Knots can be made smaller or larger by varying the number of stitches worked into the base stitch. To make the knot used in Kathy's cabled pullover, knit into the front and back of the same stitch 3 times, then knit into the front once more -- 7 stitches made from 1 stitch. Pass the 2nd, 3rd, 4th, 5th, 6th and 7th stitches on the right needle over the 1st stitch as if to bind off "backwards" -- 7 stitches decreased back to 1 stitch. Place the knot stitch temporarily on a cable needle, wrap the working yarn snugly around the base of the knot to "strangle", bring the yarn to the back again, then return the knot stitch to the right needle. Before working the following stitch, pull the wrap tightly to make the knot stitch "pop out" more. If a smaller knot is desired, you can work 3 stitches into one, then simply purl the 3 stitches together.

Bobbles are usually worked with short row technique, and are larger than knots. For a medium-sized stockinette stitch bobble, knit into the front and back of a single stitch to form 5 stitches, OR work (knit 1, yarrow) into the same stitch until you have 5 stitches. Turn, and purl these stitches. Turn, ssk, knit 2, knit 2 together. Turn and purl 3. Turn and slip 2 together as if to knit, knit 1, and pssso -- 1 stitch remains. Work into the back of this stitch on the return row to secure more firmly. For a bolder bobble, work 7 stitches into the base stitch. For more texture, knit the wrong side rows (garter stitch effect). For wider bobble, decrease every row, rather than every other row. Try mixing different kinds of bobbles and knots for varied texture...

*** VINTAGE AFGHAN ***

This vintage pattern can be a stashbuster. You need approximately 2000 yards worsted weight yarn for the entire afghan, about 125 yards per strip, 16 strips across. FINISHED DIMENSION: 48" X 60"

MATERIALS: worsted weight yarn, approx. 2000 yards, US size 8 knitting needles

GAUGE: 5 sts / 7 rows = 1" in pattern stitch

PATTERN STITCH (panel of 16 stitches)

Row 1 (right side): K4; *yo (yarn over needle) twice, K1; repeat from * to last 4 sts, yo once, K last 4 sts: 33 sts.

Row 2: K4; *drop one yo wrap, P2; repeat from * to last 4 sts, K4: 24 sts.

Row 3: K4, K2tog (knit 2 stitches together), K12, K2tog, K4: 22 sts.

Row 4: K4, K2tog, K10, K2tog, K4: 20 sts.

Row 5: K4, P2tog (purl 2 stitches together), P8, P2tog, K4: 18 sts.

Row 6: K4, K2tog, K6, K2tog, K4: 16 sts.

Repeat these 6 rows for pattern stitch.

Each strip (make 16): Cast on 16 sts. K 8 rows (garter border). Work in pattern stitch for 58", ending with row 6. K 8 rows (garter border). Sew strips together. Weave in ends.

*** KEEP ME WARM HAT ***

Our thanks to Lois Walker, BROWN SHEEP sales representative, for sharing this hat pattern (shown right, modelled by her grand niece). Lois tells us that two skeins of BROWN SHEEP Lamb's Pride Bulky in contrasting shades will make two hats. Kathy has added an extra size for adults. For a stashbuster, work ribbing in one color, chart in two other colors and crown in same color as rib.



Copyright © 2010 Lois Walker

FINISHED MEASUREMENT: 20.5" large child (22.5" adult in parentheses)

MATERIALS: 1 skein BROWN SHEEP Lamb's Pride Bulky (color A); 20 yards BROWN SHEEP Lamb's Pride Bulky (color B); US size 10.5 circular needle, 16" length; 1 set US 10.5 double-pointed needles (dpns); one stitch marker; tapestry needle for finishing

GAUGE: 3.5 sts = 1" in stockinette stitch

DIRECTIONS: With color A, cast on 72 (80) sts onto circular needles; Join, being careful not to twist. Work in K2, P2 ribbing for 5" (6"). Knit next row, decreasing 2 (0) stitches: 70 (80) sts. Knit 1 (3) rounds. Join color B and work 10 rounds of chart (see lower left). Knit 1 (3) rounds.

SHAPE CROWN:

Round 1: *K8, K2 tog; rep from * around: 63 (72) sts.

Round 2 & all even-numbered round: K.

Change to dpns when necessary.

Round 3: *K7, K2 tog; rep from * around: 56 (64) sts.

Round 5: *K6, K2tog; rep from * around: 49 (56) sts.

Round 7: *K5, K2tog; rep from * around: 42 (48) sts.

Round 9: *K4, K2tog; rep from * around: 35 (40) sts.

Round 11: *K3, K2tog; rep from * around: 28 (32) sts.

Round 13: *K2, K2tog; rep from * around: 21 (24) sts.

Round 15: *K1, K2tog; rep from * around: 14 (16) sts.

Round 16: *K2tog; rep from * around: 7 (8) sts.

Cut yarn, leaving a 10" tail. Thread yarn needle through remaining sts, draw up tightly.

Weave in all ends. Fold back ribbing for cuff.

Abbreviations: K - knit; P - purl; K2tog - knit 2 stitches together; rep - repeat; sts - stitches

Copyright © 2010 by Lois Walker. All rights reserved. Although every effort has been made to ensure the accuracy of these instructions, Lois Walker and Kathy's Kreation's cannot be held responsible for human or typographical errors, variations in individual work or misinterpretation of instructions. This pattern is authorized for non-professional, individual home use only. Copying this pattern for distribution and/or selling garments made from this pattern is strictly forbidden.

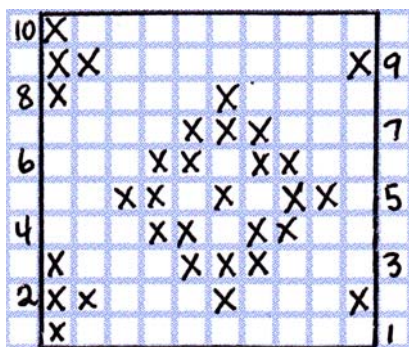


CHART KEY

 with color A, knit

 with color B, knit

*** "WE CARE TREE" FOLLOW-UP ***

Thank you to everyone who contributed 114 hand-knitted and crocheted caps, mittens, scarves and other cold weather gear for our "We Care" tree in November and December. We are pleased to announce that this will be an annual event, with items collected here at Kathy's Kreations throughout the year to be added to those from the Laurel Highlands Knitting Guild "Caps For Kids" Project. Thanks for helping to make these good works happen.

Susan Zylka distributed the items and we received the following note to share with you, dated 1/15/2010: "The hats were delivered to the following organizations. Blankets and baby hats went to a safe house on the North Side of Pittsburgh, run by the Sisters of Saint Benedict. They accommodate 16 women and children at a time. They were very grateful. The gloves, scarves and several hats were given to the Salvation Army of Waynesburg. They assist people who have lost their homes due to fire. Last week, there was a fire in which two children were killed. Some of these donations probably assisted this family. The third group of hats were given to a non-denominational church which does community outreach in the Westmoreland and Fayette County Area. The final distribution of hats was done January 13th to the Westmoreland County Food Bank. They will be given to various distribution sites throughout the county. Everyone was overjoyed and amazed that people would take the time to do this." Our thanks to Susan for taking the time to distribute these items, and to Karen McCullough and Mary Lou Martin of LHKG for organizing the project, with over 568 items total collected.

*** 6th ANNUAL PITTSBURGH KNIT & CROCHET FESTIVAL ***

The premier tri-state Knit & Crochet Festival will be held Saturday, February 13, and Sunday, February 14, 2010, at the Four Points Sheraton in Mars, PA near I-79 & the Cranberry exit of the PA Turnpike. Kathy's Kreations will be in the same large double space as last year, in booths 2 & 3 near the entrance. For more information, visit www.pghknitandcrochet.com or call (412) 963-7030.

On Saturday, we will have continuous special demonstrations with our expert designer and teacher friends at Kathy's Kreations booth 2 & 3 (check with us for times). Shanta Moitra will be on hand demonstrating how to work a cable without a cable needle. Dot Griffin will be showing how-to's for her knit mitered square scarf with crochet border, plus a knitted herringbone stitch technique. Dot's original design will be available for sale (individual pattern or kit). Betty Lou Glasso will share Tunisian crochet techniques, plus a knitted lace demo featuring the elegant Fiesta Yarns "Ballet Scarf". On Sunday, Kathy Zimmerman will demonstrate how to knit and purl stitches through the back loop on her Ravelympics jacket project with Berroco "Cuzco" yarn, and Eleanor Swogger of Kraemer Yarns will be "playing" with rib stitch patterns.

Attention, Ravelry members! Please wear your name badge to receive a 10% discount at our booth. If you are a member of the Kathy Zimmerman or "We Love Kathy's" Group, please let us know, as we will have a special gift for you.

*** DEEP CREEK, MD. KNITTER'S RETREAT ***

Kathy will have a mini-market at the Deep Creek, Md. Knitter's Retreat March 12, 13, & 14, 2010, at the Will O' the Wisp Resort on beautiful Deep Creek Lake. To find out more about this relaxing weekend getaway, contact pghknitandcrochet@gmail.com or call Barb at (412) 963-7030. Hope to see you there!





***** CALENDAR OF EVENTS *****

Join the Reader's Knit Club for an evening of knitting & fellowship, NOW meeting at Panera Bread Greengate, Greensburg, PA, on the first Monday of each month: **Mondays, February 1, 2010, and March 1, 2010, 6:30 pm - 8:30 pm.**

***** "KNIT KNITE" AT KATHY'S KREATIONS Tuesday evenings, February 9, 2010, and March 9, 2010, 7:00 pm - 9:00 pm (rsvp please) *****

Join Laurel Highlands Knitting Guild members for an evening of knitting & lots of fun conversation with experienced knitters. All skill levels are welcome to come, sit & knit! In the event of nasty weather, please call ahead to make sure we are meeting...

***** FUN FRIDAYS, February 19, 2010, and March 19, 2010; 10 am - 2 pm *****

All knitters & crocheters welcome! An instructor is available for help with your questions, skill building and how-to's for projects purchased here. Please call ahead to let us know you will be coming, as space is limited. Please bring your knitting, a snack if you wish, and a sense of humor...

***** RUG PUNCH WITH TRACEY EARHART *****

Be part of International Rug Punch Day! Certified Oxford Rug Punch instructor Tracey Earhart will conduct an all-day workshop on **Saturday, February 6, 2010, 9:00 am - 5:00 pm** at Kathy's Kreations. Beginner through Intermediate rug punch skills will be covered. No previous experience is necessary.

A beginner class is scheduled for **Saturday, February 27, 2010, 1:00 pm - 5:00 pm** and an intermediate class is slated for **Saturday, March 20, 2010, 1:00 pm - 5:00 pm** (\$50.00 per class*; punch needle & yarn additional purchases). For details, contact by e-mail at halfmoonhollow@gmail.com or phone (724) 668-7017.

*Registration fee must be pre-paid at the time of registration to reserve a space in class. If you need to cancel, we will refund tuition up to 48 hours prior to the class. After that, we will refund half of the tuition in the form of a store credit. Unless noted, class fees do not include materials. Classes without a minimum of 4 students may be subject to cancellation or postponement, at the discretion of the instructor. Exceptions will be made for bad weather. Students may pre-register for classes by calling Kathy's Kreations at 724-238-9320 or sending e-mail to kathy@kathys-kreations.com

Private knitting, crochet, felting, Oxford rug punch, drop spindle, and spinning lessons available by appointment. Group classes in a variety of intermediate knitting skills, finishing techniques, socks, and beginner spinning are now forming -- check with us for dates. Kathy's Kreations has been the helpful hands of experienced knitting for 30 years!

Winter is the perfect time for the needlearts. The world outside slows to a calmer, more serene pace. Quiet indoor time encourages us to unwind to the rhythm of clicking needles, and projects that emphasize warmth and coziness. Every project begins with a spark of inspiration. You're sure to find that inspiration with our large collection of quality yarns, patterns and accessories. Our knowledgeable staff will help you gather ideas, develop a plan and discover the range of effects you can achieve through knitting, crocheting and stitching. **KEEP KNITTING!!** Kathy