


KATHY'S KREATIONS  
141 East Main Street  
Ligonier, PA 15658  
724-238-9320  
AUGUST 2007 UPDATE



Dear Knitters,


Several customers sent us clippings of a July 12, 2007 *New York Times* article which proclaimed, "A new generation takes it cues from high fashion ... needle hobbyists, nimble-fingered women in their 20s and 30s, are growing ever more sophisticated, seeking out novel yarns imbued with bamboo or fur, working confidently with elaborate patterns, swapping tips online and emulating styles by fashion designers". In essence, knitting has made a transition from a domestic pastime into the fashion forefront.

The current passion for knitting is fueled by the handcrafted looks on the runways. Chic knitters are influencing designers in turn, and runway shows have taken some artistic cues from independent craftspeople. "Folksy" skills like knitting, crocheting, quilting, sewing and embroidery are now an insignia of style, resulting in an eagerly embraced revival of the needlearts.

According to the *Times* article, "The mushrooming of the needle crafts is also driven by a growing aversion to cookie-cutter mall fashions, by a desire to connect with like-minded sisters and reinforce a sense of community, and by a wish to handle solid, tactile materials in an increasingly virtual world. "

We're here to help you with the stylish here and now. Our fall collections are starting to arrive, with exciting new product lines, and the classic natural fibers which have always been our hallmark. As summer blends slowly into fall, we've got transitional looks that are as stylish now as they will be later, plus a good, old-fashioned All-American promotion for you:

**"CELEBRATE USA YARNS"**  
**All regularly-priced**  
**Brown Sheep, Kraemer and USA Yarns in stock**  
**are 10% off during August 2007**



Hours: 9:00 am - 5:00 pm Monday through Saturday  
Kathy is usually away on Wednesday, but the shop is open

We accept Mastercard, VISA, Discover/Novus, AX

Private knitting and crochet instructions are available by appointment

Finishing services available

Gift certificates available

Shopping at Kathy's Kreations has never been easier

COME IN - CALL UP - LOG ON

Telephone 724-238-9320

e-mail [kathy@kathys-kreations.com](mailto:kathy@kathys-kreations.com)

please visit our website [www.kathys-kreations.com](http://www.kathys-kreations.com)



\*\*\*\*\* GREAT NEW STUFF \*\*\*\*\*

A great fashion season begins with great products. With the new yarns, patterns and accessories arriving daily at Kathy's Kreations, we'll help you get ready for Fall 2007 in style...

*KNIT SIMPLE* Fall 2007 (\$5.99) focuses on all the gorgeous hues that nature gives us in the autumn months. Hand-dyed yarns are like autumn leaves, giving color to the fiber world. Their sumptuous colors work up magically, especially with the simplest of designs. Autumn's "it" knit is the vest, perfect for layering. We are pleased that Kathy's cabled unisex vest design (shown upper left) is featured, and the editors said, "With its touchable texturing and tree-bark shading, this loose-fitting vest is a woodsy wonder. It sports all-over cables and an overlapping V-neck." Thanks to Betty Lou Glasso for test knitting this beauty.

This issue also includes some terrific designs for teen knitting -- we love the leg warmers knit in team colors and the two-in-one scarf-tied hat. The "Staff pick" is a fabulous family mittens pattern with three fiber weights and three sizes. Betty Lou loves the "easy does it" 2-Hour Hat ("it goes fast!"), while a quartet of creamy, dreamy baby sweaters lay on the charm. This issue is a keeper...

Congratulations to VOGUE KNITTING -- the fall 2007 issue marks its 25th anniversary! They are celebrating with more than 60 styles, and a collection of ten (count 'em) cover sweaters reworked and updated. This magazine is a blend of knitting and fashion, techniques and discoveries, tradition and daring. The editors have put together a fantastic mix of talent and yarns -- pages and pages of entrance makers, scene stealers and gorgeous details, a must-have for knitters of every experience level.

The TAHKI / STACY CHARLES Fall / Winter 2007 collections have arrived (\$16.50 each): the TAHKI YARNS booklet featuring cozy "Bunny" & "Bunny Print" yarns, the TWEED Collection with "Donegal" & "Shannon" (you know how much we love those tweeds), S. CHARLES COLLEZIONE including the elegant "Merino Cable", and FILATURA DI CROSA with our special fave, "Zara", and "127 Print" (super-looking hats and fingerless gloves, one of our best felting yarns)...

Our new shopgal Jennifer Ferrence highly recommends INTERWEAVE KNITS *Felt* special issue 2007 (\$7.99) as an excellent resource for felted knitting, wet felting, and needle felting. In addition to 13 projects, there is a wealth of information about what to expect when felting 6 different types of natural fibers and information on state-of-the-art supplies like Artfelt and the Clover needle felting tool, both of which we stock. Have you ever heard of cookie-cutter felting, recycled felting or needle felted bag closures? If you want to learn more, Kelly Gradischek is teaching a basics class on how to get started (see page 8)...

The raw-silk "Molly" bag from LANTERN MOON (\$44.00, shown right) is equal parts gorgeous and hard-wearing. The colorful lining creates a running interior pocket, much like a moat around a castle, to keep sundries and patterns separate from your work. The deeply dyed fabric will take tons of abuse, as will the thick quilted bottom: the "so-simple-they're-genius" straps adjust through pairs of wood rings. Stripes of tribal weaving add structure and eye-catching color...



\*\*\*\*\* MORE GREAT NEW STUFF \*\*\*\*\*

What's new from LISA KNITS? The "Garter Lace Tee SW-029" (shown right) is a classic summer sweater that will be perfect for wearing now, then layering under jackets this fall. The pullover features an easy openwork pattern on the lower body and short sleeves, with a simple textured pattern on the main body. This is an ideal starter project for learning to work lace.



© 2007 Lisa Knits

Thanks to Joyce Bischoff for knitting our shop model with BERROCO / LANG "Nubia".

"Hugs & Kisses SW-030" (lower left) is a uni-sex worsted weight jacket with seed stitch collar, and a matching hat. The eyelet pattern along the lower body, sleeves and hat border spells out X's and O's, for adorable knitted hugs & kisses. "Cute As A Button SW-031" (lower right page 5) is a sport weight unisex pullover with an embroidered message on the front. The modified drop shoulder, contrasting color ribs with a speckled body (both yarns are SCHACHENMAYR "Baby Bravo"), and a matching hat with fun tassel complete the "cute factor". All patterns are \$4.00 each...

BERROCO booklet #265 *Everything Felted* (\$7.95) has projects to knit and felt for accessorizing yourself and your home, including exotic highlights from animal skins to tribal rugs. There are hexagon-shaped coasters, a zebra pattern intarsia tote, and a collection of items that will make your home a felter's paradise. Many of these items are knit with "Peruvia" (the white shade WILL felt) and new arrival "Jasper" (\$8.95, 50 grams, 98 yards, 100% fine wool, CYCA yarn classification 4, 4.5 sts per inch on US 9 needles). "Jasper" is a fine merino wool roving spun of pre-dyed tops and engineered to create a unique self-stripping effect when knit. Its 8 fascinating striated colorways are reminiscent of its namesake stone, picture jasper. The colors seem to intensify when felted. Its soft hand and even stitch quality make it a favorite yarn for wool and natural fiber connoisseurs...

New patterns (\$4.50 each) from BROWN SHEEP COMPANY, one of our featured sale yarns this month, are:

- #714 24 Carrot Socks -- our samples, knit by Betty Lou Glasso, are worked with Lambs' Pride Worsted; watch out for rabbits!
- #715 Summer Breeze Pullover -- easy knitting, easy wearing and caring -- all in one oversized basic adult's unisex pullover with rolled edges
- #717 Serendipity Tweed Chanel jacket -- three coordinating colors and one simple slip stitch pattern make a refined jacket that will complement any outfit
- #719 Garter Stitch Cardigan -- suitable for "my first cardigan" project
- #720 Dropped Stitch Pullover -- dropped stitches are usually unwanted items in knitting. But, in this garment they are done intentionally and become an integral part of the design. Stitches are dropped down, then hooked upward in groups of three. They're the focus of the raglan seams, and are also used on areas of the lower body and sleeves.
- #721 Felted Clogs -- very fuzzy feet with pompom accents for adults
- #722 Felted Knitting Bag with Accessory Pouch -- a large striped, duffle-style bag with braided handle to carry all your knitting needs



© 2007 Lisa Knits

In answer to your requests for self-stripping cotton yarns comes NEEDFUL YARNS "Cottonjoy" (\$6.50, 50 grams, 151 yards, 92% cotton / 8% acrylic, CYCA yarn classification 2) in beautiful shades...



\*\*\*\*\* NOW ON OUR BOOKSHELVES \*\*\*\*\*

Get ready ... get set ... get started knitting socks! Socks are among the favorite projects of experienced knitters, yet they seem daunting to the novice. Fear no more! In *Getting Started Knitting Socks* (\$18.95, hardcover), Ann Budd walks the new sock knitter step-by-step through the basics. If you can knit and purl, you can knit your own socks!

From casting on stitches for the leg, to working the Kitchener stitch at the toe, each step is broken down in basic, easy-to-understand elements and clearly illustrated with photographs and drawings. Along the way, you'll learn the fundamentals of sock knitting, different ways to make spectacular socks, and tons of time-proven tips to ensure success.

For each of the 16 patterns, you'll find instructions for socks in five sizes and five gauges. Experiment with color and texture to create a pair of socks of your own. Once you get your feet wet with these simple sock directions, you'll wonder why you waited so long to get started...

Say goodbye to standard sweater sizes and pre-determined gauges. *The Twisted Sisters Knit Sweaters: A Knit-to-Fit Workshop* (\$24.95, softcover) has a two-part "Fitter System" method of sweater designing that lets you create patterns based on your own body measurements and yarn gauge. The Fitter List records all your key body measurements and the Sweater Map shows how those measurements translate to numbers of knitted stitches and rows. In clear language, author Lynne Vogel guides you through the necessary steps to construct sweaters from the bottom up (or top down), side to side, or a combination of directions. She'll teach you how to make successful variations to necklines, sleeves, and shoulders, and how to add color and stitch patterns, collars and edgings, no matter what size you wear or yarn you use. This system may be adapted to every type of sweater imaginable -- cardigans, pullover, tunics, vests, etc...

The kimono is recognized worldwide as an icon of Japanese culture that has endured for centuries. The classic boxy shape remains popular, in large part due to its flattering fit and drape on every body type. In *Knit Kimono* (\$24.95, soft cover, photo shown upper left), author Vicki Square provides 18 original designs, each reflecting a style or feature of a traditional kimono. The styles and shapes run the gamut from short to long, rectangular sleeves to shaped, casual to dressy, straight or overlapping front opening, with sleeves or without.

Although the projects may look difficult, they are based on simple rectangles that require very little shaping. Kimono are ideal first-garment projects for knitters wanting to venture beyond scarves; experienced knitters will appreciate the flattering drape and the careful attention to detail in constructions, stitch patterns, edgings and closures. If you can knit a rectangle, you can knit a kimono!

*Knit Along with Debbie Macomber: The Cedar Cove Collection* (\$12.95, soft cover) is the latest installment in this series. Debbie Macomber's highly successful Cedar Cove books continue to delight her fans with its carefully crafted stories of love and friendship. Now you can knit along with your favorite characters with this collection of ten fun and stylish fashions, which will inspire you to discover the rich rewards of knitting for yourself and those you love...

\*\*\*\*\* EVEN MORE GREAT NEW STUFF \*\*\*\*\*

We receive many compliments on our product displays. The credit goes to the amazingly creative lady who comes up with unique ideas each month, Tracey Earhart. Good job! The "red, white and true blue" large window display features a trunk show from CLASSIC ELITE yarns and the "natural knitting" small window theme includes designs from KOLLAGE YARNS. Cudos and thanks to Tracey, whose eldest son Cody is getting married this month. Best wishes to Cody and Sara for happiness always...

Join forces with KOLLAGE YARNS to make a difference! THE USA Yarn Project is a program where yarns are produced entirely in the USA, helping to keep American jobs. From the field to you, the yarn is grown, processed and dyed in the USA. "Hope DK Weight" (\$11.95, 50 grams, 153 yards, 100% cotton, CYCA yarn classification 3) is a domestically produced yarn with beautiful color range. 5% of the USA Yarn Project's sales will be donated to local charities, and YOU get to decide which ones! Each quarter a vote will be held on KOLLAGE YARNS website ([www.KollageYarns.com](http://www.KollageYarns.com)) to decide how the money will be distributed. Please let them know of any charities or causes in your local community, or even just someone who needs a helping hand. It can be as simple as feeding a hungry family or buying a child a coat. Once every 3 months, Kollage will post the possible donations on their website and you can vote to determine who receives the money...

It's all about the yarn this fall, as our suppliers continue to come up with great new color and fiber combinations. It's a great time to be a knitter or crocheter!

MOUNTAIN COLORS -- "Twizzle" (\$23.50, 100 grams, 250 yards, 85% merino / 15% silk, CYCA yarn classification 4) and new shades of "Bearfoot" sock yarns (\$21.50, 100 grams, 350 yards, 60% superwash wool / 25% mohair / 15% nylon, CYCA yarn classification 3), the sock yarn popularized by Debbie Macomber's book "A Good Yarn"; pattern support includes new patterns (\$5.50 each) back to basics sideways vest, back to basics cardigan and pullover (simple beginner's patterns), back to basics vest in the round, back to basics cardigan in the round, and back to basics pullover in the round

NEEDFUL YARNS -- "Karen" (\$8.75, 50 grams, 101 yards, 34% wool / 26% mohair / 34% acrylic / 6% alpaca, CYCA yarn classification 5), a light & lofty blend that self-stripes subtly making it a perfect choice for hats, scarves, mittens & accessories

TRENDSETTER YARNS -- "Tonalita" (\$9.50, 50 grams, 100 yards, 52% wool / 48% acrylic, CYCA yarn classification 4), a soft self-striping blend that looks great in our ruffled shawl; **free diagonal scarf pattern with purchase of yarn**

PLYMOUTH YARNS -- "Confusion" from the Kaos yarn series (\$19.95, 70 grams, 109 yards, 44% acrylic / 24% polyester / 16% nylon / 13% wool / 11% rayon / 2% lurex, CYCA yarn classification 5), a little bit of everything luxurious from metallic to sparkly to plush to textures; an elegant scarf or wrap waiting to happen


SKACEL / ZITRON -- "Life Style" (\$10.50, 50 gram, 170 yards, 100% superwash superfine merino wool, CYCA yarn classification 2), a lovely Fair Isle self-striping sport weight wool, great for socks or children's wear

FILATURA DI CROSA -- "New Smoking" (\$10.50, 25 grams, 132 yards, 65% viscose / 35% polyester, CYCA yarn classification 2), a sophisticated metallic accent for special occasions

PLUS lots of new sock yarns for your favorite take-along project!







\*\*\*\*\* ORIEL AFGHAN \*\*\*\*\*

Kathy was inspired by a beautiful vintage lace pattern which appeared in Barbara Walker's *A Second Treasury of Knitting Patterns*.

APPROXIMATE SIZE: 48" X 60"

SKILL LEVEL: Intermediate

MATERIALS: 2000 yards worsted weight yarn (CYCA yarn classification 4); US size 8 36" circular knitting needle; stitch markers; tapestry needle for finishing

GAUGE: 5 sts / 7 rows = 1" after blocking

Oriel Pattern Stitch (multiple of 12 + 1, stitch detail upper left)

Rows 1, 3, & 5 (right side): P1; \*ssk, K3, yo, P1, yo, K3, K2tog, P1; rep from \* across row.

Rows 2, 4, 6, & 8: K1; \*P5, K1; rep from \* across row.

Row 7: P1; \*yo, K3, K2tog, P1, ssk, K3, yo, P1; rep from \* across row.

Row 9: P2; \*yo, K2, K2tog, p1, ssk, K2, yo, P3; rep from \*, end last rep P2.

Row 10: K2; \*P4, K1, P4, K3; rep from \*, end last rep K2.

Row 11: P3; \*yo, K1, K2tog, P1, ssk, K1, yo, P5; rep from \*, end last rep P3.

Row 12: K3; \*P3, K1, P3, K5; rep from \* across, end last rep K3.

Row 13: P4; \*yo, K2tog, P1, ssk, yo, P7; rep from \*, end last rep P4.

Row 14: K4; \*P2, K1, P2, K7; rep from \* across, end last rep K4.

Rows 15, 17 & 19: Rep row 7.

Rows 16, 18, 20, & 22: Rep row 2.

Row 21: Rep row 1.

Row 23: P1; \*ssk, K2, yo, P3, yo, K2, K2tog, P1; rep from \* across row.

Row 24: K1; \*P4, K3, P4, K1; rep from \* across row.

Row 25: P1; \*ssk, K1, yo, P5, yo, K1, K2tog, P1; rep from \* across row.

Row 26: K1; \*P3, K5, P3, K1; rep from \* across row.

Row 27: P1; \*ssk, yo, P7, yo, K2tog, P1; rep from \* across row.

Row 28: K1; \*P2, K7, P2, K1; rep from \* across row.

Rep rows 1 - 28 for pattern.

DIRECTIONS: With circular needles, CO 241 sts. Work in garter stitch (K every row) for 15 rows, end wrong side.

Next Row: K1 (garter edge), [K1, P1] twice, K1, place marker (pm); beg with row 1, work oriel pattern across center 229 sts [19 reps of pattern], pm; [K1, P1] twice, K2.

Next Row: K1 (garter edge), [P1, K1] twice, P1, slip marker; work in oriel pattern as est across center 229 sts, slip marker; P1, [K1, P1] twice, P1, K1.

Cont in pat as est, slipping markers every row, keeping 1 st at each end in garter, keeping 5 sts before and after markers in 1X1 ribbing, and center 229 sts in oriel pattern, until piece measures 58" or desired length, edging with row 14 or 28 for best appearance. Remove markers. Work in garter stitch (K every row) for 14 rows. BO all sts as if to knit. Weave in ends. Block lightly as needed.

Abbreviations: K - knit; P - purl; sts - stitches; ssk - slip, slip, knit decrease; yo - yarn over; K2tog - knit 2 sts together; rep - repeat

© 2007 Kathy Zimmerman All rights reserved. For non-commercial personal or charitable use only. Please do not reproduce in any form, copy this pattern or sell items made from this pattern without the permission of designer, Kathy Zimmerman.

\*\*\*\*\* A CABLE KNITTING TIP FROM KATHY \*\*\*\*\*

If your cables appear uneven or if you have difficulty working stitches off the cable needle, transfer the stitches back to the left-hand needle before you work them.

\*\*\*\*\* "FELTED-IN-A-FLASH" BAG \*\*\*\*\*

Our thanks to Jennifer Ferrence for sharing her pattern!

MATERIALS: 100 yards Worsted weight feltable yarn; US size 10 (6.0 mm) 16" circular knitting needles plus one US size 10 dpn for 3-needle bind-off; stitch marker

GAUGE: not critical

INSTRUCTIONS: Cast on 60 stitches (sts). Join into a round, place marker. Work in garter stitch (knit 1 round, purl 1 round) for 8 rounds.

Round 9: \*Knit 7, bind off 16 sts, Knit 7; repeat from \* once.

Round 10: \*Knit 7, turn work, cast on 16 sts using cable cast on method, turn work to continue round in original direction, Knit 7; repeat from \* once.

Work in garter stitch for 6 more rounds, then work in stockinette stitch (knit every round) until the stockinette section measures 16". Fold piece in half and work 3-needle bind-off to finish. Sew in ends.

FELTING: Felt in washing machine with a few pair of jeans and a mild soap (Jennifer recommends "Soak" brand). Use hot water, checking often during the agitation cycle so that you can stop the felting when the piece is the desired size. The bag can vary greatly in size, depending on the amount of felting. When the bag is felted as much as you would like it to be, turn the washer to the rinse cycle, as the cold water will stop the felting process. To remove most of the excess water, you may put the bag through the rinse cycle, but remove it immediately after the cycle is completed to avoid a crease. Happy felting!

© 2007 Jennifer Ferrence. All rights reserved. For non-commercial personal or charitable use only. Please do not reproduce in any form, copy this pattern or sell items made from this pattern without the permission of designer, Jennifer Ferrence.

\*\*\*\*\* KATHY'S TEXTURED BLOCKS DISHCLOTH \*\*\*\*\*

Finished Measurement: 9" X 10.25"

Gauge: 5 sts / 7 rows - 1" in pattern stitch

Materials: US size 7 knitting needles; 110 yds. worsted weight 100% cotton yarn (CYCA yarn classification 4); stitch markers

Note: Slip markers every row.

Pattern Stitch (multiple of 12 + 9, stitch detail lower right)

Rows 1, 5, & 9 (right side): K1; place marker (pm) \*P1, (K1, P1) twice, K1, P6; rep from \* twice, P1, (K1, P1) three times, pm, K1.

Rows 2, 4, 6, 8, 10, 14, 16, 18, 20, & 22: K1, work sts as they appear across row to last st, K1.

Rows 3 & 7: K1; \*P2, (K1, P1) twice, P1, K5; rep from \* twice, P2, (K1, P1) twice, P1, K1.

Rows 11 & 23: K.

Rows 12 & 24: K1, P across to last st, K1.

Rows 13, 17, & 21: K1, \*P7, (K1, P1) twice, K1; rep from \* twice; P7, K1.


Rows 15 & 19: K1; \*P1, K5, P2, (K1, P1) twice; rep from \* twice, P1, K5, P1, K1.

Repeat rows 1 - 24 for pattern.

Directions: Cast on 45 sts. Work in pat as est for approx. 10", ending with row 10 or 22 of the pattern stitch. Bind off all sts. Weave in ends.

© 2007 Kathy Zimmerman All rights reserved. For non-commercial personal or charitable use only. Please do not reproduce in any form, copy this pattern or sell items made from this pattern without the permission of designer, Kathy Zimmerman.





\*\*\*\*\* **READER'S KNIT NIGHT** \*\*\*\*\*

Join the Reader's Knit Club for an evening of knitting on **Mondays, August 6, 2007 and September 10, 2007, from 7:00 pm - 8:30 pm** at the Barnes & Noble Bookstore, Route 30, Greensburg, PA. In August, selected picks for great knitting-related summer reading will be featured...

\*\*\*\*\* **"KNIT KNITE" AT KATHY'S KREATIONS**\*\*\*\*\*

**Tuesday evenings, August 14, 2007, and September 11, 2007, from 7 - 9 pm**

Join members of the Laurel Highlands Knitting Guild for an evening of knitting, lots of fun conversation and plenty of advice from experienced knitters. All skill levels are welcome to come, sit & knit!

**"FELTED KNITS" with instructor Kelly Gradischek: Saturday, August 25, 2007;**

**9:00 am - 12:00 pm; \$10 registration fee\* plus materials**

Join the felting frenzy! Kelly will discuss the how-to's of felted knits including decreases & tips for successful felting. Choose a basic felted tote pattern from our selections; 600 yards 100% wool or other suitable yarn which will felt and US size 13 24" circular knitting needle & dpns.

\*Registration fee must be pre-paid at the time of registration to reserve a space in class. If you need to cancel, we will refund tuition up to 48 hours prior to the class. After that, we will refund half of the tuition in the form of a store credit. Unless noted, class fees do not include materials. Classes without a minimum of 3 students may be subject to cancellation or postponement, at the discretion of the instructor. Exceptions will be made for inclement weather. Students may pre-register for classes by calling Kathy's Kreations at 724-238-9320 or sending e-mail to [kathy@kathys-kreations.com](mailto:kathy@kathys-kreations.com)

**Private knitting, crochet, felting and hairpin lace lessons available by appointment. Kathy's Kreations has been the helpful hands of experienced knitting for over 27 years!**

**Mark your calendar for FORT LIGONIER DAYS October 12, 13, and 14, 2007**

Attention, Steeler nation! Steeler's training camp is 10 miles away at St. Vincent College in Latrobe. Combine a trip to watch your favorite team work out with a visit to nearby Ligonier. Our "Steeler Yarn Station" is fully stocked with a new supply of black and gold yarns -- knit up a scarf, hat, mittens or lucky socks to show your team colors! We are offering a 10% discount on all black and gold yarn purchases from the collection, if you mention this announcement and tell us that you're a Steeler fan...

Kathy's Kreations is sponsoring the 3rd annual "Design-A-Scarf" contest at the Westmoreland County Fair, to be held August 17-25, 2007, at the Fairgrounds in Pleasant Unity...

If you are a knitter who has never crocheted, or a crocheter who has never knitted, why not try the reverse? The ergonomics of new process will give your tendons and muscles a much-needed break. You'll feel more "balanced" and the "yin and yang" will be in harmony. Remember, knitting loves crochet and vice versa. Tracey says, "Try it for fun" ... KEEP KNITTING!  
Kathy