

**KATHY'S KREATIONS
141 East Main Street
Ligonier, PA 15658
724-238-9320
SEPTEMBER 2014 UPDATE**

Dear Stitchers,

Fall is definitely in the air -- the leaves are changing, the days are getting shorter and the weather is cooler. What does that mean for knitters and crocheters? New projects to greet the season! Let's face it. For most of us, stitching isn't just something that we do. It's who we are. Kathy's Kreations is here to support you with the latest yarns, all the necessary tools, and fresh inspiration. We have more than 34 years of experience and a knowledgeable staff to help you fuel your fiber passion throughout autumn and beyond.

There's never been a better time to be a knitter or crocheter. What better way to get in the mood for fall than to pick up your needles or hook? Whether it's deeply dramatic or down to earth, Fall 2014 fashion is all about exploring what a ball of yarn can do. Look for stone shades and rustic tweeds to make a strong presence. There's an elegant simplicity to style, with cables, collars, stitch panels turned this way and that, and classic shapes being the mainstay of this seasons' knits. We are seeing all manners of head-to-toe accessories with pops of color, plus interesting twists on time-honored techniques. And they are so "giftable"!

New to the shop this fall is Dream Club 2014-2015. The concept of Dream Club was conceived by DREAM IN COLOR YARNS to help LYS owners address the ever-present question, "what's new?" Starting September 2 and each month, we will receive a pairing of a unique colorway and pattern that will showcase that month's yarn. Patterns are all single-skeins projects, sometimes in a special put-up in sufficient yardage to complete the project. This is an exclusive event that is only available through local yarn shops, like us. See page four to learn more about this month's project and how you can participate.

C'mon, go ahead, treat yourself to our great fibers. Your next project is waiting here for you...

**"KNIT AND RELAX WITH BERROCO"
10% off all purchases of in-stock,
regularly-priced BERROCO yarns
50% off all JHB INTERNATIONAL carded buttons in stock**

**Hours: 9:00 am - 5:00 pm
Monday through Saturday
Closed Sundays and Labor Day, September 1, 2014
We will be open Sunday, September 28, 2014, from 12 noon - 3:00 pm**

We accept Mastercard, VISA, Discover, AX
Private knitting and crocheting
Instructions are available by appointment
Finishing services & gift certificates available
Shopping at Kathy's Kreations has never been easier
COME IN - CALL UP - LOG ON

e-mail kathy@kathys-kreations.com
please visit our website <http://www.kathys-kreations.com>



*** GREAT NEW STUFF ***

We're excited to introduce our new collection for Fall 2014! It may seem as if we are barely drifting towards autumn and the last thing you want to think about is bundling up for cold weather, but our new yarns and project ideas may change your mind. Nothing can spark our enthusiasm for fall's arrival quicker than needles / hooks and great yarn. Ask any knitter or crocheter. There are times when a simple project frees us to ponder more pressing matters; at other times, a pattern engages us so thoroughly that we concentrate on it rather than other concerns. This season, we've got both for you -- projects that come together quickly and others that take time. Each will provide you with plenty of enjoyment and stitching pleasure. New yarns, tools and patterns are coming in almost daily. No matter the temperature, great knits can get you thinking happy thoughts, and, with those, you'll feel on top of the world. Here are some innovative ideas for fall stitching...

Autumn + Knitting = Perfect Harmony! The fall 2014 issue of *Interweave Knits* (\$7.99) is filled with 22 new classics to knit now -- cables, collars, pockets, textures, colorwork, lace, and more. With rustic tweeds and luxe blends, the yarns are sure to delight. A nod to menswear throughout the collection makes for sporty outerwear and tailored classics. Our favorites of this issue are the classics like the *Roosevelt Cardigan* (shown upper left). Inspired by menswear, its subtle waist shaping, shawl collar and travelling cables all emphasize an hourglass shape, lending a feminine touch. Deep front pockets are tucked under patterning for a seamless look. We think you'll find this issue filled with garments and accessories that you'll wear over and over again.

We love the quote from Clara Parkes in her article: "Just as we care about the food we put in our bodies, we are starting to care about the fibers we put *on* our bodies. Where they came from, how they were made, and just how many people and communities are supported by our purchase". Amen -- thank you, Clara!

Call it a throwback from the 40s, 50s, and 60s style propelled by popular TV shows like *Mad Men*. Yoked sweaters -- and sweaters which highlight neckline details -- are gaining in popularity. Whether it's the traditional Fair Isle sweater (very much back in style), combining texture and styling, or a reversal of patterning (think garter ridges combined with stockinette), the focus of fashion this fall is riding high on the yoked trend.

If you are new to knitting from the top down, we suggest the following LISA KNITS top-down patterns to get started (\$5.00 each). They focus on yoke details, and the very creative Lisa Carnahan has designed all three in 10 sizes to fit every body!

- "A Basic Top-Down Raglan" (#SW-046), a basic raglan pullover with your choice of rib or lace edgings.
- For those who prefer easy layering, "My First-Down Cardigan" (#SW-042, \$5.00) is written with your choice of crewneck or collar.
- If you aren't ready to take the Fair Isle plunge, try "My First Top-Down Pullover", a basic seamless pullover that incorporates a self-striping yarn faux-colorwork yoke detail.

For more creative inspiration, check out our pattern binder with Neckdown patterns from KNITTING PURE & SIMPLE for ladies' swing coats, tunics, henleys, cardigans, kimonos, as well as sweaters for kids and men...

The 2014 holiday issue of *Interweave Knits Gifts* (\$14.99, shown at right) offers an enticing collection of delightful quick knits and artful accessories. His and hers hat variations, a child's tea party, holiday ornamental decor, and loads of accessories -- shawls, socks, hats, mitts, cowls and more -- round out the patterns, while technique articles focus on unusual colorwork methods. Get in the giving mood with these 34 clever projects for you and yours...



*** MORE GREAT NEW STUFF ***

Your favorite yarn, MADELINETOSH "Merino Light", is now available as "Unicorn Tails", a 52-yard mini-skein in select colors (\$4.95 each). "Merino Light" is a superwash, single-ply fingering weight merino wool yarn. Use "Unicorn Tails" for hexipuffs, granny squares, linen stitch scarves, striped colorwork, tipped edges of a sweater, or just as home decor! Designer Lisa Carnahan uses the tails for a clever trio of Lisa's bracelets in her latest pattern, "AC-038 Wrist Decor" (\$5.00). These wristlets feature lace, texture and cables (shown upper right). Get creative and add beads, buttons and other embellishments...



MOUNTAIN COLORS is a small business located in the Bitterroot Valley of Montana. They produce multi-colored, hand-dyed yarns for knitters, weavers, crocheters, and other fiber artists. They are best known for their high quality wool yarns in rich, beautiful colorways inspired by the mountains, rivers and woodlands that surround them.

New arrivals include "Crazyfoot" (\$26.50, 100 grams, 425 yards, 90% superwash merino / 10% nylon, CYCA #2) in shades like pine cone, bluebird, hummingbird and cornflower. This yarn works equally well for hard-wearing socks or feminine ruffled scarves. "River Wash Sport" (\$24.50, 100 grams, 345 yards, 100% superwash merino wool, CYCA #3) is a gorgeous, light weight yarn perfect for shawls and scarves in amazing shades like prairie rose, wild horse, and wilderness. You need to see and touch these yarns in person to fully appreciate their stunning vibrance...

We originally started our weekly Friday knit alongs last winter to combat cabin fever. However, the gatherings have been so popular that we quickly made them a weekly happening. Many knitters are using the monthly projects with holiday gift-giving in mind. Our most successful project to date is the "Birthday Cake Cowl" (a free Ravelry download) worked with PLYMOUTH YARNS "Kudo" (\$12.50, 100 grams, 198 yards, 55% cotton / 40% rayon / 5% silk, CYCA #4). A shipment of new shades is here with lovely autumn tones and one that reminds us of Halloween and candy corn. 'Betcha can't knit just one...

If you love our HiKOO "Simpliworsted" but long for more luxury, try "Simplinatural" (\$24.95, 100 grams, 183 yards, 40% baby alpaca / 40% fine merino wool / 20% mulberry silk, CYCA #4). Made exclusively with the most sumptuous natural fibers, the wool, alpaca and silk are expertly blended to highlight the best of each fiber. Beautifully rounded 6-ply strands mean your knitting will have a cushy feel with excellent stitch definition. Rich, earthy primaries and nuanced neutrals will fit perfectly into anyone's wardrobe. This yarn will be used by Michelle Hunter in our October cowl knit-along and we can't wait...

In love with lace weight yarns? You will want to take a look at sumptuously splendid DREAM IN COLOR "Baby" (\$24.50, 4 ounces / 700 yards, 100% superwash merino wool, CYCA #3), which is proudly spun and hand-dyed in the USA. This yarn is a superb choice for shawls or openwork, in deeply saturated shades.

The gorgeous tonal colors from DREAM IN COLOR really shine in "Jilly" (\$22.50, 100 grams, 440 yards, 100% superwash merino wool, CYCA#2). This fingering weight, super-soft merino wool yarn takes the dye deeply and beautifully. This single-ply, hand-dyed in the USA yarn makes fantastic shawls and light sweaters. It's a joy to knit and crochet. Try it with one of our favorite triangular knit shawl patterns ever, LISA KNITS "Autumn Leaves Shawlette" (#AC-026, \$5.00, shown left)...





*** DREAM CLUB ***

We are very enthusiastic to begin Dream Club, a monthly yarn club that is brought to you by DREAM IN COLOR YARNS. Each month brings a pairing of a unique hand-dyed colorway with a pattern that will showcase that month's yarn. We're excited about this year's Dream Club which features patterns by designers Laura Nelkin, Connie Chang, Andi Smith, Kristin Omdahl, Ann Weaver, and Amy Loberg. The projects all use a single skein, some in special yardage put-ups exclusively for these designs. These designers have been creating some magical things with the gorgeous Club colorways. You may sign up now to join in on the fun, which begins September 1, 2014. New colorways will arrive during the first week of every month through February 2015. This exclusive event is only available through participating local yarn shops like Kathy's Kreations -- please contact us if you are interested in learning more. Our Dream Club is more than half-filled, so don't delay!

This month's yarn is "Smoochy" with a special put-up of 620 yards / 170 grams. The bright and beautiful colorway, *September 2014*, is reminiscent of the first color changes of autumn. The cost of this kit is \$41, which includes a hard copy of the pattern.

Our first project is "Flight of the Maple Seed", a scarf by Ann Weaver (shown upper left with stitch detail lower right). Ann is a designer well-known for her bold geometric designs. She brings that aesthetic to the scarf she designed for Dream Club, creating a simple but bold pattern. Designed to showcase the September 2014 colorway in all the colors of fall foliage, the scarf features a simple eyelet pattern shaped after the "helicopter" seeds that drop from maple trees in autumn. Knit on large needles, it goes fast and the eyelet pattern keeps the knitting interesting. The pattern includes both fully written and charted instructions.


If you can't make it to our Friday knit alongs, please keep up to date with postings to our "We Love Kathy's" group. There is also a "Dream Club" group on Ravelry with projects and special information. We're very enthusiastic and excited about this new program -- our first shipment is finally here! Let the knitting fun begin...

*** SOCK FIT FINESSE ***

What happens when you find a great sock knitting pattern, but know that it won't fit you? Just as there are guidelines to get a better fit with a sweater, there are tips to help get a perfect fit with socks.

Change your needle size if necessary! There's no rule that says you must use one needle size throughout a project. You can even use one needle size for the foot, another for the leg and calf, another for the cuff, and another for binding off.

- 1) If you prefer a snug sock, go down one or two needle sizes. Even a change yielding 8 - 9 sts /inch might make a sock more than 1" smaller in circumference in the foot. It would also produce a tighter stitch, which would improve wear.
- 2) Knit on two circular needles (or two sets of double-pointed needles) of two different sizes -- one for the instep and one for the sole -- to keep the fabric firm where needed. To determine gauge, do a complete swatch in the round. Using a smaller needle for the sole will make a firmer, more durable fabric.
- 3) If the heel is just a little wide, just use the bigger needle where it's needed. To keep the stitches tight and prevent the heels from wearing through, try using a double strand of yarn where the larger needle size makes the stitches loose. This will not only firm up the heel but tighten up the stitches too.
- 4) You can change the needle size in the cuff only. No fussing with stitch count or re-writing a pattern -- simply change the needle size and go for it!
- 5) Socks are a lot of work, but knitting a gauge swatch is better than knitting a third sock because-the-first-one-didn't-fit any way!





*** KNITTING TIPS & TRICKS ***

To keep simple ring markers from "escaping" your knitting needles, try this tip. Take an 8" length of crochet cotton or heavy sewing thread, and tie a larks-head knot onto each marker (see illustration at right). When knitting, allow the "tail" to become woven between the rows. If knitting in the round, you may need to weave the tail in front or behind a new stitch every few rounds. from Jessica-Jean, gleaned from the Internet

Sandy M recommends plastic Sterilite Christmas ornament storage boxes for storing handknit socks and sock yarns. Sandy tells us that there are generally three layers to the boxes, with each layer divided into 9 sections. She organizes hand-knit socks in one layer, keeping the yarn label and extra bits for darning, if ever needed. Bottom layers keep stash yarn dust-free, clean and handy when you are ready for your next socks project. Great idea -- thanks, Sandy!

*** FORT LIGONIER DAYS AND "I LOVE YARN" DAY ***

Fort Ligonier Days 2014 will be held **Friday, Saturday and Sunday, October 10, 11, and 12, 2014**. This town-wide celebration will feature craftsmen throughout town, special events at Fort Ligonier, food booths on the Diamond, entertainment, and merchant sidewalk sales. We will be celebrating "I Love Yarn" Day on **Friday, October 10**. Please say "I Love Yarn" when you come to the checkout counter and receive a **10% discount** on all regularly-priced yarn. Early bird "kick-off" merchant sidewalk sales also take place on Thursday, August 9, 2014. Marilee, Linda, Carla and Kathy will be on hand with pumpkin hats, "girly-girl" hats, fingerless mitts and a variety of hand-knit & crocheted items to purchase...

*** STRIPED INFINITY LOOP COWL ***

Worked in rounds, this cozy stockinette infinity cowl is a continuous loop that can be doubled around the neck for extra warmth. Five monochromatic shades of a hand-dyed yarn are alternated with a neutral off-white color.

FINISHED MEASUREMENT: approximately 7" wide with a circumference of 55", unblocked
MATERIALS: DK weight yarn, approx. 450 yards main color (A), 200 yards each in five other colors (B, C, D, E, F); approx. 10 yards waste yarn; US size 5 circular knitting needle 16" length; crochet hook size US F for provisional cast on; one stitch marker; tapestry needle for finishing

Our sample was worked with Madelinetosh Tosh DK yarns in colorways paper, Dr, Zhivago's sky, jasper, denim, logwood and Betty Draper's blue.

GAUGE: 23 sts / 30 rounds = 4" in stockinette stitch, unblocked

NOTE: As you change colors, carry the unused color up the inside of the work until it is no longer needed. This will reduce the number of ends to weave in when the cowl is completed.

DIRECTIONS: With crochet hook and waste yarn, make 80 chains on the knitting needle. With color A, knit the 80 provisional cast-on chains.

With color A, knit (K) 6 rounds. Join color B. K 6 rounds B. Repeat these 12 rounds until 7 stripes each color have been worked. Continue to work these 12 rounds throughout the cowl, substituting another contrast color after seven stripes of color A and seven stripes of each contrast color have been worked. Stitch detail of color stripe change shown at right.

FINISHING: Weave in ends. Remove provisional cast on and join cast-on edge to end using Kitchener stitch weaving.

© Copyright 2014 Kathy Zimmerman All rights reserved. Please do not distribute pattern or sell cowls made from this pattern without written permission.



© Copyright 2014
Kathy Zimmerman

*** THREE-ROW KNITTED COWL ***

FINISHED MEASUREMENTS: 25" circumference

MATERIALS: DK weight yarn approximately 260 yards; US size 7 circular needles in 16" or 24" length

GAUGE: 4 sts = 1" in openwork pattern; gauge not critical


DIRECTIONS: With circular needles, cast on 100 sts. Place marker; join, being careful not to twist stitches.

PATTERN STITCH (stitch detail shown upper right)

Rounds 1 & 2: Knit.

Round 3: *yarn over, knit two together; repeat from * around.

Repeat these 3 rounds until a few yards of yarn remains. Knit 2 rows. Bind off loosley. Weave in ends.



*** DOROTHY'S ZUCCHINI BREAD ***

Our regular customers know that we are foodies here at Kathy's Kreations. Thanks to Dorothy Caretti for sharing the delicious zucchini bread and her recipe!

Mix together the following ingredients:

4 eggs

1 cup oil

2 cups sugar

2 cups grated zucchini

2 tsp. vanilla

3/4 cup honey

Add the following to the above ingredients, mixing well to blend:

3 cups flour

1 tsp. salt

1 tsp. baking powder

1 tsp. baking soda

1 tsp. cinnamon

1 cup chopped nuts

1/4 cup coconut

Grease two 9"X5" loaf pans and bake at 325 degrees for one hour. Enjoy!

*** STEEL VALLEY YARN CRAWL ***

It was our pleasure to participate in the first annual Steel Valley Yarn Crawl August 1 - 10, 2014. We were delighted to be one of the stops along the way with other participating merchants: Dyed In The Wool; Kid Ewe Knot; Natural Stitches; Wolf Creek Yarns; Yarns By Design & Yarns Unlimited. It was so much fun to meet & greet both new customers and returning ones. We hosted special how-to events with our excellent staff of instructors, special guests and manufacturer representatives throughout the Yarn Crawl. We were very excited about our beautiful door prize baskets and thank our suppliers for their generous contributions. We could not have done this without the support of our instructors, friends of the shop, and product vendors -- thanks for helping us to make this such a successful event!

Over 320 passports were sold, with 149 folks turning in completed passports (visited every shop). Who won our baskets? Congratulations to Aimee Levenson (basket #1); Carol Rush (basket #2; Carol is shown picking up her prize in photo at left); basket #3 Erica Lawrence. We recently attended a wrap-up meeting to draw the grand prize winner and runner up. We are pleased that one of our customers, Tishie Woodwell, won the runner up prize of \$10 gift certificates to each shop. Hold onto your 2014 Yarn Crawl bags for news about something special happening with those totes in January 2015. Drum roll, please -- save the dates for next year's crawl **July 31 through August 9, 2015!**



**** WHERE'S KATHY? ****

September 19 & 20, 2014 29th Annual Knitter's Day Out KDO is a day and a half of classes, shopping, and camaraderie devoted to knitting and fiber arts. Kathy will be teaching once again at this event at Central Penn College in Summerdale. Her class topics include: Trendy Topper Hat (an original hat design); Three-Peat Potpourri (a medley of stitch patterns based on the number three like Trinity Stitch, etc.); and Shawl Construction (Girly Shawl shown upper right & stitch detail lower left). Donna Dunlap will be manning our booth at the Market. Event details are available at www.knittersdayout.org



November 13-16, 2014 Knittreat at Bedford Springs, PA Kathy will once again be teaching at Knittreat, as well as having a mini-market. Kathy is teaching "Making Waves", an openwork lace technique class. Students will have their choice of the Shaelyn Shawl or Wave Stitch Scarf projects. More details will be available in future updates.

March 27-29, 2015 11th Annual Pittsburgh Knit & Crochet Festival There is a new bigger-space location and a later date for next year's Festival. The 2015 Festival will be held at the Westin Pittsburgh located at the downtown Convention Center from Friday, March 27 through Sunday, March 29, 2015. You can find us there in large corner booth #16 near the main registration entrance. Save the dates!

***** DESIGN-A-SCARF CONTEST *****

Congratulations to Emily Barth for winning first place in the 2014 Westmoreland County Agricultural Fair Design-A-Scarf contest, which we sponsored. Emily's prize-winning design was a textured scarf knit with "Aliseo", a lovely wool / alpaca blend. Great job!

***** FALL KNIT ALONGS (KAL) *****

Scarves are our pick for September knitting! We will meet here at Kathy's Kreations **EVERY Friday in SEPTEMBER from 10 am - 2 pm** (rsvp please) to work on our newest KAL, Dream Club "Flight of the Maple Seed Scarf" by Ann Weaver OR to continue the Chevron Eyelet Scarf, our August project.


We're having so much fun with knit alongs, that in October, you have your choice of two projects! Our Dream Club Cowl was designed by Laura Nelkin, and will use "Classy" worsted in a special 550-yard put-up. The colorway and pattern design will remain a surprise until October 1, 2014. The number of kits are limited, so please reserve early.

Beginning online on **October 2nd** and meeting here **EVERY Friday in OCTOBER except for the 10th**, the Progressive Needles Knit-Along continues with a fabulous HiKOO "Simplinatural" cowl design from Michelle Hunter. This unique mystery design is the perfect showcase for Simplinatural's exquisite softness and superior stitch definition. Materials you will need: HiKOO "Simplinatural" yarn (small up to 20"- 1 hank; medium up to 40"- 2 hanks; large up to 60" - 3 hanks); US #8 / 5 mm circular knitting needle in 16", 24" or 32" length, depending on size cowl knit; cable needle; and stitch markers.

Not working on our KALs? You are still welcome to come -- simply bring any knit or crochet project purchased at Kathy's Kreations and join the group (free!)

***** FALL FLING WORKSHOP WITH MICHELLE HUNTER *****

Kathy's Kreations will conduct a "fall fling" knitting workshop weekend from **September 26 - 28, 2014**, hosted by Kathy Zimmerman. Knitting instructor extraordinaire and designer / author Michelle Hunter will teach a nine-hour workshop, "Small Wonders", at the Ramada Inn in historic Ligonier, PA. We will be focusing on "little things", technique-driven accessories just for fun or with holiday knitting in mind. The workshop is already filled, but please contact us at 724-238-9320 for information, in the event of a cancellation. The shop will be open on Sunday, September 28, 2014, from 12 noon - 3 pm...





***** CALENDAR OF EVENTS *****

Join the "First Mondays" Club for an evening of knitting, crochet and fellowship, at Panera Bread Greengate; Greensburg, PA. Next meeting dates are Monday evenings **September 8, 2014** (second Monday because of Labor Day) and **October 6, 2014; 6:30 pm - 8:30 pm**. All skill levels of knitters and crocheters welcome!

***** "KNIT KNITE" AT KATHY'S KREATIONS Tuesday evenings, September 16, 2014 and October 14, 2014; 7:00 pm - 9:00 pm (rsvp) *****

Join us for an evening of stitching & lots of fun conversation. All skill levels of knitters & crocheters are welcome! In the event of nasty weather, please call ahead in case of cancellation...

***** FUN FRIDAYS, September 19, 2014 and October 17, 2014; 10:00 am - 2:00 pm *****

Join us for fellowship, stitching, and how-to's for projects purchased here. Please call ahead to let us know you will be coming, as space is limited. All skill levels of knitters & crocheters are welcome!

*****SATURDAY SIT-N-KNIT September 13, 2014 and October 18, 2014 (3rd Saturday because of Fort Days); 10:00 am - 2:00 pm *****

Come sit 'n knit! Join us at Kathy's Kreations for fellowship, stitching, and how-to's for projects purchased here. Open to all skill levels...

***** BUILDING BLOCKS CLASS SERIES WITH LISA CARNAHAN *****

Lisa Carnahan is teaching a series of classes based upon Michelle Hunter's latest book, "Building In Color". Our next session will be held **Saturday, September 20, 2014, 10 am - 12 noon**. The class topic is "Mosaic Knitting", a colorful panel that expands chart-reading skills. Fee is \$10 plus purchase of project yarn and a one-time purchase of the "Building In Color" book by Michelle Hunter.

***** SEPTEMBER KNIT ALONG (KAL) *****

Stop by on Fridays **EVERY Friday in September** from **10 am - 2 pm** (rsvp please) to work on our newest KAL, "The Flight of The Maple Seed Scarf" Dream Club project by Ann Weaver or continuing with the Chevron Eyelet Scarf begun in August. Not working on the KAL? You are still welcome to come -- simply bring any knit or crochet project purchased at Kathy's Kreations and join the group (free!).

***** SAVE THE DATE *****

We are pleased to announce that Kathy's Kreations will be the featured destination for the upcoming inaugural PA Yarn & Fiber Tour on **Friday, October 3, 2014**. The tour will include transportation from Pittsburgh to Ligonier with stops at yarn shops, unique shops, lunch, special guest on the ride and an exclusive presentation by Kathy Zimmerman herself. For more information, e-mail payarnandfibertours@verizon.net

Private knitting and crocheting lessons available by appointment. We would be glad to do a specific class topic for groups of 4 or more. Kathy's Kreations has been the helpful hands of experienced knitting for over 34 years !

Each new project should make you feel like you are starting an adventure. Reach out to other knitters and crocheters, stitch something that inspires you, support the yarn companies & LYS you love, and share your inspiration with others. Come out to knitalongs, classes, and stitching events at Kathy's Kreations -- it's a great way to maintain the thread of connection we share as knitters and crocheters. Keep the spirit of our craft alive by stitching in public. Let's keep our precious yarn world thriving!

KEEP STITCHING!

Kathy