



**KATHY'S KREATIONS**  
141 East Main Street  
Ligonier, PA 15658  
724-238-9320  
OCTOBER 2014 UPDATE



Dear Stitchers,

The leaves are falling, and autumn projects are calling! If you are like us, you are thoughtfully deciding which sweaters and handmade items you're going to make for fall, the winter holidays and beyond. Kathy's Kreations can help you with your creative decision-making with our autumn harvest of yarns, knits, and fun approaches to stitching.

What inspires you to pick up your knitting needles or crochet hook? Perhaps it's a lovely yarn, maybe a fun pattern stitch, an awesome design, or sometimes even the hint of an idea. One of the things we love most about knitting and crocheting is the sense of unlimited possibilities -- it's in every new stitch, each new project, and every new technique you learn. There's always something new to try, something new to discover, and new ways to do it. For example, have you ever heard of Navajo 3-ply knitting?

Colorwork takes center stage this season, so try working some stripes, color blocking, slip stitch or Scandinavian style patterning. Add a sculptural touch to your fall wardrobe with texture by exploring cables, ribs, or lace. Cardigans are a versatile choice -- besides chasing off the chill, they can often substitute for jackets or layers for work. Shawls and wraps are both beautiful and practical. And it won't be too long until we are in need of cozy hats, mitts and scarves. It's amazing to imagine all the different things that can be done with needles or hook, yarn and a handful of repetitive movements. Elegant lace shawls, rugged Aran pullovers, and spectacular colorwork are all created with variations on just a few simple stitches (knit and purl, single/double/treble crochet). Possibility again -- there's so much in store. It's right at your fingertips...

**"OCTOBER IS MOHAIR MONTH"**  
**10% off all purchases of in-stock,**  
**regularly-priced mohair & mohair-blend yarns**  
**50% off all JHB INTERNATIONAL carded buttons in stock**

**Hours: 9:00 am - 5:00 pm**  
**Monday through Saturday**  
**Closed most Sundays**  
**Fort Ligonier Days are Friday - Sunday October 10 - 12, 2014**  
**We will be open 9 am - 6 pm Friday and Saturday**  
**12 noon - 4 pm on Sunday**  
**Extended hours are weather-dependent --- please call ahead**

We accept Mastercard, VISA, Discover, AX  
Private knitting and crocheting  
Instructions are available by appointment  
Finishing services & gift certificates available  
Shopping at Kathy's Kreations has never been easier  
**COME IN - CALL UP - LOG ON**

e-mail [kathy@kathys-kreations.com](mailto:kathy@kathys-kreations.com)  
please visit our website <http://www.kathys-kreations.com>



\*\*\* GREAT NEW STUFF \*\*\*

This fall, knitters and crocheters will be the ones wearing the "wow-where-did-you-get-that?" sweaters. The search for style is never easy, but we've got some great projects for every skill level and the how-to's to help you get started. Creativity is a uniquely personal thing. It is our way of interacting with the world. Your next fiber adventure? The fun starts here with our "must-have" picks:


*Knitter's Magazine* K117 Fall 2014 (\$6.95) features "Knock-out Knits" -- dynamic duos of cowls & mitts, commanding cables, double vision twin sets, and seasonal cardigans & jackets with punch. This collection is well-balanced -- some are pretty easy, some are challenging, and still others are worth the extra effort they require. All are perfect for when the weather changes and the temperatures drop. Shaping makes many of the pieces weather ready, and the yarn choices make them sensible.

Two of Kathy's designs were chosen for this issue. A ribbed jacket is "Jazzed Up" with colorful stripes and slipped-stitch cable accents that merge the colors (shown upper left). This open-front cardigan fastens at the neck with a hidden clasp, making it a perfect layer for carefree dressing. *Knitter's* says: "It's easy -- go for it!" "The Power of 2" cardigan (shown lower right) is graphically appealing. *Knitter's* says: "Two stitch patterns within a single sweater are stunning, especially when two marled colors play positive/negative together in textured stitchwork. Add a bit of a solid color to ground the work. This powerful look is fresh and exciting."

This issue means business with fun techniques, practical and beautiful knits, and plenty of instruction to keep you in the winner's circle. Let's get ready to rumble!


*Knit Simple Holiday 2014* (\$6.99) offers 38 fun knits and the best gifts ever. Nine cool cap motifs are sure to please the kids no matter their interests -- there are hats to knit for frog fanatics, gnome believers and owl lovers, or panda bears and foxes to crochet. What a cool menagerie to hat yourself silly! These whimsical toppers are sure to brighten wintry days and keep your kids warm. There are also two lovely "First Holiday" baby layettes knit in textured stitches with playful, bright variegated hues. It's a season of sparkle and shine for grown-up gals, with shimmering yarns and festive patterns making everything bright. Each of the gifts in the lovely lineup story pairs perfectly with all the wants on your family's holiday wish list. There are great suggestions for complementary gifts to accompany each knit project, such as a pair of tickets to a football game wrapped up with a knitted scarf in the team's colors. Joy, joy, joy!

There is change in the air -- *knit.wear* magazine has a new name -- *knit.purl!* That's the only real change -- this issue still explores innovative designs and clean, contemporary, intriguing knitwear. This is a collection of 23 essential knits to make your own with big stitches, bulky yarns and bold style. The highlight of this issue for us is the article by Michelle Hunter, who was the guest instructor for our recent Fall Fling 2014. We were delighted to see her article on the magic of Navajo 3-Ply Knitting, an innovative technique that allows for quick changes between single and triple-strand knitting. The result is a fabric comprised of opaque and sheer stripes. An added bonus is that this chain plying is useful as a stash buster! We feel very on-trend indeed to have her teach us one-on-one / in person this novel technique that is just being introduced to mainstream knitting. Michelle's "Ply List Sweater" and "Welted Stripes Scarf" were absolutely gorgeous in person. Several Fall Fling attendees are planning a sweater knit-along after the holidays. Get a copy of this issue today with the pattern and technical how-to's and come join us...



\*\*\* MORE GREAT NEW STUFF \*\*\*

*Make It! Knits* (\$9.99) gathers some of the best simple and quick knits from *Interweave Knits* and *Knitscene* magazines. Intentionally chosen for their heavier weight yarns -- from worsted to bulky -- these projects are for the beginning knitter or those who simply prefer quick and thick knits. The patterns range from beginner to intermediate garments and accessories, and all of them include enough yarn information to make it easy to substitute from your stash or our large inventory of yarns. Including four articles focusing on knitting pattern basics, knitting in the round, reading charts, and determining how much yarn you need for a project, it has valuable information for knitters of all skill levels. There is so much to discover and enjoy in this collection of fun and fabulous knits, like the "Alameda Cowl" (shown upper right). Using increases and decreases makes the fabric skew in a spiralling diagonal in this cute and cozy accessory. This issue is a keeper...



© Copyright 2014  
Interweave Knits

*Interweave Crochet Fall 2014* (\$7.99) includes 20 stylish designs to crochet, including Tunisian Colorwork. There is a special feature on collars, which allow to add just a touch of crochet to non-crocheted outfits. We love the mitered squares scarf and the shimmering shawls...

*Crochetscene special issue 2014* (\$14.99) has 35+ timely projects to crochet now! Inside this inaugural issue, you'll find a bonanza of on-trend fashions designed to be made in a flash. For newbie crocheters, there is a basic guide so you can get going right away. From there, you might want to move on to "Chain Reaction" with projects exploring the potential of the most basic of stitches -- the chain -- with terrifically wearable results. Then, go mod with the Granny-inspired Collection. There's a step-by-step tutorial and you can expand your Granny skills with the projects in the "We Love Grannies" section. You're sure to find a fashion that reflects your style -- even if you decide to change that up tomorrow! Tucked in among the fabulous garments and accessories, you'll find several great projects to add pizzazz to your living space: pillows, baskets, and a throw. Dive in, pick a project or ten, and crochet away!


There's plenty of simple, stylish, spirited inspiration to be found on the pages of *Knitscene Winter 2014* (\$7.99) with 25 cool knits for winter. The Scandinavian-inspired story features outer layers that you'll be itching to knit. The projects in the Mixed Media section let the yarns speak, in simple shapes, contrasting colors and rustic textures. If you can't quite get on board with sweater knitting just yet, you can learn a new technique and master mosaic knitting with four neck-accessory patterns in the "Made Mosaic" story. Get the marled look by combining two strand of light weight yarns. Very clever...

Now, your knitting can go wherever you go. Simply place your yarn into the *Knowknits* "GoKnit Pouch" (\$22.50) and feed through the interior loop. Pull drawstring closed, slide cordlock towards bag to secure and attach the outer loop to your purse strap or belt buckle to knit anywhere, anytime! Ideal for small projects on the go or protecting your yarn from the feline and Fido...

You'll love the stunning and contemporary designs inspired by the magnificent PBS series in the brand new *Unofficial Downton Abbey Knits* (\$14.99). A group of outstanding knitwear designers have created 25 projects imbued with the spirit of the show and its setting, perfect for life in the 21st century. Our favorite is the mens' "Cabled Aran for A Day Out" by Martin Storey (shown left). Each section includes projects for upstairs and downstairs, for a night on the town and for the countryside...



© Copyright 2014  
Interweave Knits



\*\*\* OCTOBER 2014 DREAM CLUB \*\*\*

Last month, we introduced Dream Club, a monthly yarn club that is brought to you by DREAM IN COLOR YARNS. Each month features a pairing of a unique hand-dyed colorway with a pattern that will showcase that month's yarn. The projects all use a single skein, some in special yardage put-ups exclusively for these designs. New colorways will arrive during the first week of every month through February 2015. This exclusive event is only available through participating local yarn shops like Kathy's Kreations. We're delighted to report that we needed to re-order twice to meet the demand for the gorgeous September shade.

Many of you told us you really loved the September yarn and pattern, and we think you will love this month's just as much. This month's yarn is worsted weight "Classy" with a special put-up of 340 yards / 5.4 ounces. The vibrant, rich colorway, *October 2014*, is reminiscent of the majestic landscape of mid-autumn. The cost of this kit is \$35, which includes a hard copy of the pattern.

Our project is "Cruzado Cowl" by Laura Nelkin (shown upper left and lower right). Laura is well known for her spectacular designs, and she has created a moebius cowl that is a stunning match to our October yarn. Her "Cruzado Criss Cross" stitches allow long, beautiful stretches of the yarn to show off textural detail, exquisitely showcasing the varied colors. Incorporating several interesting techniques, the "Cruzado Cowl" is a knit that will keep you interested from cast on to bind off. This pattern is fully written with no charts.

If you can't make it to our Friday knit alongs, please keep up to date with postings to our "We Love Kathy's" group. There is also a "Dream Club" group on Ravelry with projects and special information. We're very enthusiastic and excited about this program -- our shipment is finally here! Let the knitting fun continue...

\*\*\* FALL FLING WORKSHOP WITH MICHELLE HUNTER \*\*\*

**Kathy's Kreations** was proud to host "Fall Fling" knitting workshop weekend recently with knitting instructor extraordinaire and designer / author Michelle Hunter. A great time was had by all! One tip that Michelle shared with the class is for plying yarns. When triple-plied:

- lace weight = worsted
- fingering weight = Aran
- worsted weight = bulky

Next year's Fall Fling will be held once again at the Ramada of Ligonier -- save the dates October 2 - 4, 2015!

\*\*\* TIPS FOR LACE KNITTING \*\*\*

Recently, Kathy taught a "Knitter's Day Out" class on Shawl Shapes and Construction featuring the "Girly" Shawl and alternate border from KNIT ONE, CROCHET TOO pattern "Vintage Colors Shawlette". Here are a few tips about lace knitting gleaned from *Knitting Daily* September 1, 2014 issue and validated by Kathy's class:

- Use very pointy needles. The students in Kathy's class were opinionated about the brand of needles which they like, but all agreed that it's much easier to work lace increases and decreases if you have sharp-tipped needles. Check out our large selection of needles for some of the options that are available.
- Use a sticky note or highlighter tape to keep track with your chart. If you place your pattern in a plastic sleeve, your "sticky" will last longer.
- Enlarge your chart. It's OK to photocopy from a pattern that you own if the copy is for your own personal use. Larger charts are easier to read.
- Place a marker at the beginning of each pattern repeat. We have them here.
- Use a lifeline just in case -- they can save the life of your project!
- Invest in blocking wires. We've got these too.



### \*\*\* STICK TO YOUR KNITTING \*\*\*

According to an article in *The Sacramento Bee*, there are health benefits for those who stick to their knitting: "As almost autumnal breezes rustle browning trees, a comfy couch by the hearth could soon become your regular after-work destination. But, before you plop down, experts recommend you find a hand-based craft such as knitting or crocheting to keep spirits high during chilly times.



Choosing needles over Netflix can do wonders to promote cognitive function as well as hand health, write Carrie and Alton Barron, M.D.s, in their 2012 book, *"The Creativity Cure: Building Happiness With Your Own Two Hands"*.

Carrie Barron, a psychiatrist with the Columbia College of Physicians and Surgeons and a knitter, lauds handiwork as a tool for alleviating anxiety and depression. Her husband, Alton Barron, orthopedic surgeon and president of the New York Society for Surgery of the Hands, says knitting can prevent arthritis and tendonitis.

The doctor duo have travelled the country promoting the benefits of knitting and will appear next month in Chicago at Vogue Knitting Live!, one of the biggest knitting conferences. The age-old craft has made a comeback in recent years, with 38 million people knitting and crocheting nationwide, according to the Craft Yarn Council.

Using your hands meaningfully triggers healthy engagement and activity in about 60% of your brain, said Alton Barron. The rhythmic, mathematical nature of knitting and crocheting keep the mind distracted in a healthy way, providing an escape from stressful thought but allowing for internal reflection, said Carrie Barron.

While television can engage people from the outside, the mind requires stimulation from within in order to "free associate" or think imaginatively, she said. The psychiatrist suspects the return to knitting is a response to the rise in technology, much like the arts and craft movement that followed the industrial revolution.

'There's something so gratifying about taking strings and pieces and making them whole,' she said. 'There's something primitive and innate about that. The fragments of the mind also come together in that process. It's a parallel process between the mind and the hands.'

A 2011 study from the *Journal of Neuropsychiatry & Clinical Neurosciences* showed that doing crafts such as patch-working or knitting during middle age, combined with watching less television, decreased the odds of later cognitive impairment and memory loss by 30-50%, and promoted the development of neural pathways.

Knitting can also improve mood, according to a 2013 survey of 3,500 knitters published in the *British Journal of Occupational Therapy*. When asked to describe their mood before knitting, 34% reported feeling 'happy' and 23% reported being 'a little sad' to 'very sad.' When asked to report their mood post-knitting, less than 1% remained sad and 81% described themselves as 'a little happy' to 'very happy.'...

Researchers who study therapeutic knitting can tie these experiences to the 'relaxation response' conceived by Dr. Herbert Benson of the Harvard Medical School in the 1960s. His work, later continued by other scientists, showed that meditative practices can lower heart rates and blood pressure and can alleviate the symptoms associated with hypertension, insomnia, depression and anxiety.

Knitting someone a sweater, in addition to saving you from holiday shopping, can also be a great workout for the fingers, hands, and forearm, said Alton Barron. Moving the joints of the fingers forces fluid to move in and out of the surrounding, sponge-like cartilage, keeping the joints well-hydrated and minimizing the risk of arthritis. 'If you let a joint sit, not only will it get stiff, but the actual cartilage will lose its structural integrity and break down,' he said. 'Most of us grow up thinking the more you use something the more it wears out, but that's not the case with cartilage.' For those already suffering from arthritis, Barron recommends soaking hands in warm water to loosen the joints before use, and choosing thicker needles, which are easier to hold"...

\*\*\* OUR COMMON BONDS \*\*\*

This article appears in the September / October issue of *The Country Register* in "The Knitting Savant" column by Andrea Springer. It is re-printed here with permission. Andrea Springer blogs at [www.knittingsavant.com](http://www.knittingsavant.com) where she helps folks remember that they have everything they need to be successful in knitting and in life. You can find more free original knitting patterns on that website or follow Knitting Savant on Facebook. Thank you, Andrea, for sharing this information and pattern!

"Behold the lowly dishcloth. Most knitters work up a few of these each year. For some of us, dishcloths are our alpha project. That is where we learned to knit and purl, yarn forward and back, pick up stitches, and negotiate needles. At the end, we came away with a useful product that we could point to as the beginning of our craft. It's always fun to see the triumph in a new knitter's face when they hold up a newly cast off dishcloth and the smile on their face as the experienced among us cheer them on.

As our skills improve, we can use dishcloths to experiment with new stitch patterns or as a quick project between larger endeavors like sweaters or afghans. Sometimes our knitting life just needs a simple something or other, and a new dishcloth pattern can be just the ticket.

I confess I don't give these small finished objects their due. Because my kitchen drawer is full of them, because they're quick and easy, because I toss them in a basket in my stash closet when they're finished, I don't assign them much value. So it always brings me up short when I offer them to others. In my experience, 'kitchen' folk -- people who cook and bake or clean up for those who do -- seem to love handknit dishcloths. They love their substance and durability and the way these humble items get the job done. Dishcloths may be common but perhaps they also represent a common bond. Who among us hasn't had the opportunity to tackle a sink full of dishes in the last year? Wouldn't a lovely handknit dishcloth be just the ticket to making the job a little easier and more enjoyable? Sometimes it takes a non-knitter to remind us how valuable these finished objects are.

Here's an original dishcloth pattern for your own collection or to share with others. Enjoy!"

### RISOTTO STITCH DISHCLOTH

Materials: 100 grams cotton yarn

Needles/Notions: US 8 knitting needles, yarn needle for weaving in ends

Gauge: 5.5 stitches per inch in the pattern stitch

Glossary:

St - stitch

K - knit

P - purl

P2tog - purl two stitches together as one

LHN - left hand needle

YBK - bring the yarn from the front to the back between the two needles

K tog - knit together

Pattern Notes: The Risotto Stitch pattern is worked over multiples of two stitches. This stitch makes a reversible fabric.

Pattern: Cast on 40 sts. Knit 4 rows. Begin pattern rows as follows:

Rows 1 & 3 (right side): Knit.

Row 2: K2, \*P2tog but leave the 2 sts on LHN, YBK, K tog same 2 sts, repeat from \* to last 2 sts, K2.

Row 4: K2, P1; \*P2tog but leave the 2 sts on LHN, YBK, K tog the same 2 sts, repeat from \* to last 3 sts, P1, K2.

Repeat rows 1 through 4 until the dishcloth is long enough to form a square. Knit 4 additional rows. Bind off loosely. Weave in all loose ends.



\*\* WHERE'S KATHY? \*\*

**October 3, 2014 Kathy's Kreations** will be the featured destination for the upcoming inaugural PA Yarn & Fiber Tour. The tour will include transportation from Pittsburgh to Ligonier with stops at yarn shops, unique shops, lunch, special guest on the ride and an exclusive presentation by Kathy Zimmerman. Thanks to all the customers who called or contacted us about the front page article in *The Ligonier Echo* and feature on KDKA-TV Pittsburgh Today Live. For information, e-mail [payarnandfibertours@verizon.net](mailto:payarnandfibertours@verizon.net)

**November 13-16, 2014 Knittreat at Bedford Springs, PA** Kathy will once again be teaching at Knittreat, as well as having a mini-market. Kathy is teaching "Making Waves", an openwork lace technique class. Students will have their choice of the Shaelyn Shawl or Wave Stitch Scarf projects.

**March 27-29, 2015 11th Annual Pittsburgh Knit & Crochet Festival** There is a new bigger-space location and a later date for next year's Festival. The 2015 Festival will be held at the Westin Pittsburgh located at the downtown Convention Center from Friday, March 27 through Sunday, March 29, 2015. You can find us there in large corner booth #16 near the main registration entrance. Save the dates!

\*\*\* OCTOBER KNIT ALONGS (KAL) \*\*\*

Cozy, colorful cowls are our pick for October knitting! We're having so much fun with knit alongs that you have your choice of two projects! Beginning online on **October 2nd at 9 am on [knitpurlhunter.com](http://knitpurlhunter.com)** and meeting here **Saturday, October 4, 2014 and EVERY Friday in OCTOBER except for the 10th**, the Progressive Needles Knit-Along continues with a fabulous HiKOO "Simplinatural" cowl design from Michelle Hunter. This unique mystery design is the perfect showcase for Simplinatural's exquisite softness and superior stitch definition. Materials you will need: HiKOO "Simplinatural" yarn (small up to 20" - 1 hank; medium up to 40" - 2 hanks; large up to 60" - 3 hanks); US #8 / 5 mm circular knitting needle in 16", 24" or 32" length, depending on size cowl knit; cable needle; and stitch markers. There will be techniques new to the series including a brand new bind-off created for this project. Whether you have joined in our knit alongs before or are new to the gatherings, Michelle Hunter always does a great job with the project and explanations.

Our "Cruzado Cowl" Dream Club for this month was designed by Laura Nelkin, and will use "Classy" worsted in a special 550-yard put-up. The colorway and pattern design are spectacular. The number of kits are limited, so please reserve early.

Not working on our KALs? You are welcome to come -- simply bring any knit or crochet project purchased at Kathy's Kreations and join the group (free!)

\*\*\* FORT LIGONIER DAYS AND "I LOVE YARN" DAY \*\*\*

Fort Ligonier Days 2014 will be held **Friday, Saturday and Sunday, October 10, 11, and 12, 2014**. This town-wide celebration will feature craftsmen throughout town, special events at Fort Ligonier, food booths on the Diamond, entertainment, and merchant sidewalk sales.

We will be celebrating "I Love Yarn" Day on **Friday, October 10**. Please say "I Love Yarn" when you come to the checkout counter and receive a **10% discount** on all regularly-priced yarn. Early bird "kick-off" merchant sidewalk sales also take place on **Thursday, August 9, 2014**. Marilee, Linda, Carla and Kathy will be on hand with pumpkin hats, "girly-girl" hats, hooded cowls, fingerless mitts and a variety of hand-knit & crocheted items to purchase...

\*\*\* BREAST CANCER AWARENESS MONTH \*\*\*

In honor of Breast Cancer Awareness Month, we are encouraging our customers to knit or crochet a chemo hat. You may find free patterns at [www.tnna.org](http://www.tnna.org) (hats shown at left). You may drop off your hats at Kathy's Kreations and we will donate it to the Laurel Highlands Knitting Guild for distribution to someone in need locally...





**\*\*\* CALENDAR OF EVENTS \*\*\***

Join the "First Mondays" Club for an evening of knitting, crochet and fellowship, at Panera Bread Greengate; Greensburg, PA. Next meeting dates are Monday evenings **October 6, 2014** and **November 3, 2014; 6:30 pm - 8:30 pm.** All skill levels of knitters and crocheters welcome!

**\*\*\* "KNIT KNITE" AT KATHY'S KREATIONS Tuesday evenings, October 14, 2014 and November 11, 2014; 7:00 pm - 9:00 pm (rsvp) \*\*\***

Join us for an evening of stitching & lots of fun conversation. All skill levels of knitters & crocheters are welcome! In the event of nasty weather, please call ahead in case of cancellation...

**\*\*\* FUN FRIDAYS, October 17, 2014 and November 21, 2014; 10:00 am - 2:00 pm \*\*\***

Join us for fellowship, stitching, and how-to's for projects purchased here. Please call ahead to let us know you will be coming, as space is limited. All skill levels of knitters & crocheters are welcome!

**\*\*\* SATURDAY SIT-N-KNIT October 18, 2014 (3rd Saturday because of Fort Days) and November 8, 2014; 10:00 am - 2:00 pm \*\*\***

Come sit 'n knit! Join us at Kathy's Kreations for fellowship, stitching, and how-to's for projects purchased here. Open to all skill levels...

**\*\*\* BUILDING BLOCKS CLASS SERIES WITH LISA CARNAHAN \*\*\***

Lisa Carnahan is teaching a series of classes based upon Michelle Hunter's latest book, "Building In Color". Our next session will be held **Saturday, October 18, 2014, 10 am - 12 noon.** The class topic is "Butterfly Stitch", a novelty stitch that utilizes a simple technique to create an intricate pattern. Fee is \$10 plus purchase of project yarn and a one-time purchase of the "Building In Color" book by Michelle Hunter.

**\*\*\* OCTOBER KNIT ALONG (KAL) \*\*\***

Stop by on **Saturday October 4** then **EVERY Friday in October beginning October 17** from **10 am - 2 pm** (rsvp please) to work on our newest KALs -- your choice of "Cruzado Cowl" Dream Club project by Laura Nelkin or the mystery cowl Progressive Needles project by Michelle Hunter. Not working on the KALs? You are still welcome to come -- simply bring any knit or crochet project purchased at Kathy's Kreations and join the group (free!).

**\*\*\* KNITTING CLASS WITH JEANNE OSMAN \*\*\***

A pleated ruffle, horizontal braids, a beaded overlay, and textured eyelets make the "Faberge Shawl" an interesting knit (shown upper left). Learn to create this beautiful wrap with instructor Jeanne Osman on **Saturday, October 25, 2014 1:00 pm - 4:00 pm.** Choose from two sizes -- kerchief with a 38" wingspan or shawl 56" wingspan (in parentheses). Yarn requirements for students to bring: 200 (290) yards fingering weight yarn in the ruffle color and 220 (340) yards fingering weight yarn in background color; 174 (312) size 6 seed beads; US size 6 (4.00 mm) and US size 5 (3.75 mm) circular knitting needles in 29-32" length; tiny crochet hook for adding beads (1.0 mm) and stitch markers. Class materials will be available for purchase prior to class. Registration fee is \$20.00 plus \$6.50 for Ravelry Pro pattern download. For details, call Kathy's Kreations at (724)238-9320 or e-mail [kathy@kathys-kreations.com](mailto:kathy@kathys-kreations.com)

**Private knitting and crocheting lessons available by appointment. We would be glad to do a specific class topic for groups of 4 or more. Kathy's Kreations has been the helpful hands of experienced knitting for over 34 years !**

Be inspired this month by the change of seasons and the beauty that surrounds you. As warm days turn to cool nights, discover everything you need for the knitting and crocheting season ahead at Kathy's Kreations. The best of fall is here -- have a colorful autumn!

KEEP STITCHING!

Kathy