


KATHY'S KREATIONS
141 East Main Street
Ligonier, PA 15658
724-238-9320
JANUARY 2014 UPDATE



Dear Stitchers,

Winter -- it's the yarniest season of all! Now that 2013 and the holidays are just a pleasant memory, it's time to treat yourself. Start your next project today -- something for yourself, perhaps a long-overdue sweater for your sweetie, or a gift to welcome a new baby to the family. Our shelves are filled with endless possibilities!

Many of the popular trends that defined 2013 will continue, and we look forward to bringing you great, new 2014 fashions with our latest collection of yarn, patterns and tools. According to forecasts, chunky knits, Fair Isle patterns, and lacy accessories are trends that aren't going away. Every knitter and crocheter needs bulky knit mittens or a scarf in their wardrobe. Colorblocking provides endless opportunities for color exploration. Knitters and crocheters can choose high-contrast colors for a bold, beautiful look, or opt for more muted monochromatic colors for an understated yet elegant feel. Fair Isles, cables, and textured knits create a look that is totally wearable throughout the season, no matter your outfit, and truly will never go out of style. Wraps, capes, and shawls are ever-popular wardrobe staples -- you can wear them a dozen different ways and they look great on everyone from teens to grandmas. Rounding out our list of hot, go-to accessories are hats -- slouchy, chunky, ear flaps, cabled and everything in between. Ring in the New Year, bundle up and stay warm...

"IT'S SWEATER WEATHER"
10% off all in-stock, regularly-priced
bulky-weight* yarns (all brands)
during January 2014
(*gauge of 3 - 3 1/2 stitches per inch or less)

Hours: 9:00 am - 5:00 pm Monday through Saturday

ICE FEST WEEKEND Saturday and Sunday, January 25 & 26, 2014

Kathy is usually away on Wednesday, but the shop is open

We accept Mastercard, VISA, Discover, AX
Private knitting and crocheting
instructions are available by appointment
Finishing services & gift certificates available
Shopping at Kathy's Kreations has never been easier
COME IN - CALL UP - LOG ON

e-mail kathy@kathys-kreations.com
please visit our website www.kathys-kreations.com



Kathy's Kreations



*** GREAT NEW STUFF ***

What are you going to knit or crochet in 2014? Unless you've made a New Year's resolution to master a special skill set or make a project for a special event in your life, you probably haven't firmed up your wish list of projects yet. And that's where we come in. We can help you discover the possibilities with a variety of project ideas, classes, and the how-to's to get started on your way. The goal in any fashion trend is that you feel great and confident in what you are wearing. Let's make some magic...

Color is key this year -- in yarn, in technique, in color blocking, in garments. There are many ways to incorporate color into your stitchwork as an extension of your personality. We were very honored to have color technique expert Michelle Hunter as our Fall Fling instructor last September. Now, we are pleased to be one of the first yarn shops to introduce her latest book, "Building in Color" (\$20.50, shown upper left). This sequel to her Building Blocks book will help you master color knitting one panel at a time! "Building in Color" is a carefully designed sequence of patterns aimed at introducing knitters to the wonderful array of stitches and techniques used in color knitting. Each of the ten patterns focuses on new skills and ways of using multiple colors of yarn. This sequential approach allows mastery of skills which then build upon each other in subsequent patterns. This book also aims to increase your chart-reading skills, although both written and charted instructions are included for each panel. All of the techniques are supported with free online video instructions. Each pattern is then assembled into a colorful blanket -- your own cuddly work of art! Lisa Carnahan will once again be offering a series of classes based on this book here at Kathy's Kreations, starting after this winter. Ask us for details...

Colorful hats in a variety of shapes and sizes are everywhere this season, helping us to ward off winter's chill. One of our favorites is "Fane" (shown lower right) with easy-to-knit alternating garter and stockinette bands in charming BERROCO "Boboli Lace" (\$16.50, 100 grams, 350 yards, 42% wool / 35% acrylic / 23% viscose). And the best part is that the pattern is free with your purchase of "Boboli Lace"!

- Our best-selling hats, trendy toppers, and customer faves this season include:
- CHURCHMOUSE CLASSICS "Boyfriend Watchcap" (\$5.50) a cozy, deeply cuffed hat for him that is handsome when worn turned up but looks great uncuffed and slouchy; worked in a heavy worsted-weight yarn, it's a classic hat to ward off winter' chill
 - CHURCHMOUSE CLASSICS "Seawoathy Gansey Hat" (\$5.50) an all-weather cap that is handsome on men and women alike. The eight-part decrease rounds create a flat circular top, while a firm gauge keeps the gansey-textured crown band pillbox styling
 - WOOLLY WORMHEAD "Sumner" (\$6.50) a deep double cuff and knitted tucks make this a unique "beehive" style sure to keep your ears warm. This is a great project to learn provisional cast on, joining live stitches, picking up stitches and knitted tucks
 - LISA KNITS "Blustery Days" -- a trio of hats: Snow Blower's Hat (ribbed balaclava), On the Slopes Slouch Hat (work stripes as desired in your choice of colors, great stashbuster), and Alpine Hat (deeply ribbed toque-style with pine tree Fair Isle motif, in text not chart)
 - FIBER TRENDS "Everybody's Favorite Hat and Scarf" (\$5.95) easy, close-fitting unisex hat worked in k2, p2 ribbing with matching long scarf. Choose worsted, bulky or super bulky weight yarns.
 - FIBER TRENDS "Snowboarders Hats for Everyone" (\$6.00) make it tonight, wear it tomorrow, snowboarding is optional. Knit in Super Chunky yarn on size 15 needles, or use a double strand of bulky weight wool, very warm.



*** MORE GREAT NEW STUFF ***

Another big fashion trend for this winter season is layering. This is the contemporary way to personalize your style and be comfortable as the weather dictates. Layering allows us to be ready for anything and expand function for comfort in any situation. If you are ready to move on from scarves and shawls but aren't quite ready to make the commitment to do your first sweater, vests are a great in-"vest"-ment! Here are our picks for enduring style, giving a healthy bolster to your valuable knitting time:



© Copyright 2013
Chic Knits

- CHIC KNITS "Mondo Cable Shell / Vest" (shown upper right, \$6.50) essential, modern, chic, this garment may be worn sleeveless or with a top underneath. The popular & flattering trapeze shape is highlighted by a single wide-column front cable. Knit from the top down, this vest has simple detailing for plenty of style without any of the hassle!
- IMAGINE KNIT DESIGNS "Mia" (\$6.50, shown lower left), raglan-shaping capped sleeves; detailing on back make this vest interesting coming and going
- LISA KNITS Horseshoe Cable Crews (\$5.00) classic sleeveless cardigan with horseshoe cables on front is an ideal layering piece, timeless appeal

We are often asked by customers in search of a project: "What's everyone making these days?". Here are our top ten knitting projects (patterns and yarn) from 2013:

10. Diagonal Lace Scarf & Wrap by CHURCHMOUSE CLASSICS in Madeline Tosh Sock
9. Building Blocks afghan from the book of the same name in HiKoo Simpliworsted
8. Linen Stitch Scarf / Turkish Bed Socks (a tie) by CHURCHMOUSE CLASSICS in CLAUDIA HANDPAINTED YARNS Fingering Merino
7. Readers Wrap by LISA KNITS in PLYMOUTH Encore or JAMES BRETT Marble
6. Mukluk Slippers by KNIT SIMPLE in BROWN SHEEP Lanaloft Bulky
5. Weltd Fingerless Mitts by CHURCHMOUSE CLASSICS in MANOS DEL URUGUAY Silk Blend DK or KRAEMER YARNS Handknitting Alpaca DK
4. Easy Folded Poncho by CHURCHMOUSE CLASSICS in THE FIBRE COMPANY Acadia
4. Colormatic Cowl (October knit along) in HiKoo Kenzie
2. Russian Rib Boot Toppers by Kathy Zimmerman in HiKoo Simpliworsted
1. Gap-tastic Cowl in Marble Chunky

Collectively, shawls and wraps were the most-knit and crocheted projects. These varied from the "Color Affection", "Girly" and "Shaelyn" shawls to Stephen West's "Little Colonnade" and LISA KNITS three Readers' Wraps. For those of you who have asked about Kathy's version of the "Girly" shawl worked in ROWAN YARNS "Fine Art" yarn, it is now available. Kathy adapted a Ravelry pattern selected by the Laurel Highlands Knitting Guild as a knit along, and added a latticework & picot border from KNIT ONE, CROCHET TOO's "Vintage Colors Shawl" (\$5.50).

Our best-selling knitting needles continue to be ADDI Turbo, with the introduction of Sock Rockets (Lace needles with the traditional Turbo finish). Top-selling wood needles are KNITTER's PRIDE "Dreamz" and KNIT PICKS "Harmony", with CLOVER coming in as your favorite bamboo needle of choice. Best over-all accessory is the "cool tool" -- the SUSAN BATES Handi-tool for fixing mistakes and correcting wayward stitches

Crocheted projects were more varied, but our best-selling crochet pattern is CHURCHMOUSE CLASSICS "Crocheted Moebius Cowl", worked in ROWAN YARNS "Kidsilk Haze". CRYSTAL PALACE Fingerless Mitts in Merino 5 are also very popular, especially with the button embellishment. We are proud of being a crochet-friendly shop and welcome input from our crochet customers about patterns and products. We are very pleased with the response to the bamboo hand crochet hooks from SUSAN BATES. We offer individual private crochet lessons, but are planning group classes for later this year...



© Copyright 2013
IMAGINE KNIT



*** SWEET SUPER-EASY KNITTED COWL ***

Some of the best patterns are those that are shared by fellow knitters -- something that they tried which worked out beautifully. This ribbed infinity loop cowl was suggested by Mary Lou Fleming, using two skeins of SWEET GEORGIA yarn that she "found" on our clearance table. Thanks to Carla Lowers for knitting our shop model (shown upper left with stitch detail shown upper right), with new arrival DREAM IN COLOR "Groovy" in the humdrum shade, and to the Fun Friday group for helping us to add two more sizing



options...

SIZE: Short cowl (mid cowl, infinity loop) in parentheses

MATERIALS: 150 (200, 250 in parentheses) yards of chunky yarn; US size 11 circular 24" - 29" knitting needle

GAUGE: 3.75 sts / inch (gauge not critical)

FINISHED CIRCUMFERENCE: approx. 28" (40", 52") X 8"

DIRECTIONS: With chunky yarn and US size 11 needles, cast on 105 (150, 195) sts; join, being careful not to twist stitches.

Round 1: K2, P1 around.

Round 2: K1, P2 around.

Work rounds 1 & 2 until piece measures 8" or desired depth. Bind off loosely in pattern.

*** CAROL'S AMAZING THREE-INGREDIENT FUDGE ***

Thanks to Carol Hummel for this family recipe which was the hit of our December Sit & Knit. It only takes only 3 ingredients!

1 bag milk chocolate candy wafers (available at the grocery store in the baking products aisle)

1 bag white chocolate candy wafers

18 oz. jar regular creamy peanut butter (a bargain brand works best)

Place wafers in a microwave-safe large mixing bowl. Microwave on high for 30 seconds. Stir and repeat until all wafers melted. Remove from microwave, add peanut butter, and stir. Pour into ungreased 13" X 9" pan. Important: Cut into desired size squares before mixture hardens.

*** NEW FROM ROWAN YARNS ***

ROWAN's Fine Art Collection is a blend of specialty fibers and deep brilliant colors, spun into yarns of distinction for premium hand knitting. The colors, created by ROWAN, are inspired by the natural beauty of the outdoors -- one of the cornerstones of the ROWAN brand. Offered in two yarn weights, the new "Fine Art Aran", now in stock, (\$25.95, 100 grams, 186 yards, 50% wool / 20% mohair / 25% alpaca / 5% silk, CYCA #4), and the original "Fine Art Sock yarn", now available in 6 new subtle colorways. These luxury blends are hand painted with a blend of colors to achieve its unique color effect. Ask to see Kathy's variation of the "Girly Shawl", knit with this exquisite yarn.

*** WHAT IS COLOR BLOCKING? ***

Color blocking is a fun trend, one that is still moving ahead full force. It is an opportunity to show off personality and versatility. What exactly is color blocking? It's not so much "blocking" as it is a layering of colors. It's a building block of colors to create a cohesive look. There are many ways that you can achieve this trend without much effort.

Monochromatic: Use colors within the same color family in different shades. For example, turquoise, cobalt blue and sapphire are all blues but differing distinctly

Black & white color blocking: the trick to black and white color blocking is mixing textures and patterns (for example, stripes with houndstooth). If you wish, you can add a pop of color by varying accessories (neon brights look great with black/white)

Color wheel color blocking: take a look at a color wheel then mix and match different colors together; shades across from each other on the wheel are interesting



*** ANNOUNCING PLANS FOR SPRING BREAK ***

Kathy's Kreations invites you to join us on April 25 ~ 27, 2014 for our **3rd annual "Spring Break" Knitting Workshop Weekend**, hosted by Kathy Zimmerman.

Margaret Fisher, nationally-recognized knitting instructor and author of "Seven Things That Can Make or Break A Sweater", will teach a twelve-hour workshop at the Ramada Inn in historic Ligonier, PA. The weekend will kick off with a Meet & Greet with Margaret on Friday evening. On Saturday, Margaret will teach a six-hour class "A New Slant on Vests". On Sunday, Margaret will teach "Superb Seams" in the morning, followed by "Demystifying Set-In Sleeves" in the afternoon. The weekend package includes an after-hours knitting pizza party or Soup & Sliders and special shopping time at Kathy's Kreations (Friday evening); an informal meet & greet on Friday evening to get acquainted; morning coffee breaks and two lunches at the Ramada; classes Saturday and Sunday; extended lunch break on Saturday with time to shop in the pretty little town of Ligonier and goodie bags. The price is \$275 per person, with early bird registration of \$225 before January 31, 2014.

Overnight lodging is not included and is optional for local participants. The Ramada has set up a special rate for us, so please make your own reservations by calling 724-238-9545. Space is limited on a first-come, first-served basis, so please e-mail or call 724-238-9320 and send a check for the full amount to Kathy's Kreations. Attendees will receive a 10% discount on all regularly-priced knitting supplies and yarn all weekend.

*** WHERE'S KATHY??? ***

March 14-16, 2014: Pittsburgh Knit & Crochet Festival at the Four Points Sheraton in Mars, PA just off the Cranberry exit of the PA Turnpike. Kathy will once again be in Market booths #2 & #3. Market hours have been extended: 12 noon - 7 pm Friday, 9 am - 5:30 pm on Saturday and 9 am - 4 pm on Sunday. This is the 10th year anniversary of the Festival and Debbie Macomber, Nicky Epstein and Lily Chin will be the event headliners. For information, visit www.pghknitandcrochet.com or call 412-963-7030.

April 5, 2014: 19th annual Knitter's Fantasy; Chaney High School; Youngstown, Ohio. Kathy's Kreations will be at the Yarn Market

April 10, 2014: Join us at KRAEMER YARNS in Nazareth, PA for "Kathy's Kreations" Day. Kathy's Kreations is sponsoring a tour of the textile mill & yarn shop -- you can join us there!

*** PROGRESSIVE NEEDLES WINTER KNIT ALONG WITH MICHELLE HUNTER ***

What's a Mystery Knit Along? Each project is an original design by Michelle Hunter that remains a mystery until the final clue is revealed. The Knit Along clues will be posted in four segments on the 1st, 2nd, 3rd and 4th Thursday of the month at 9:00 am Eastern Standard time on www.knitpurlhunter.com First clue goes live on January 2, 2014! Join us as we return to sock knitting with a unique two-at-a-time sock pattern. Knitters are cordially invited to come to Kathy's Kreations every Friday from 10 am - 2 pm in January to work on the project with materials purchased here. This pattern is suitable for men & women and features techniques new to the series. It is worked with two skeins HiKoo "Cobasi", a completely machine washable wool-free sock yarn that combines cotton, bamboo, and silk, (now in stock) and US #1 40" circular knitting needles or a size necessary to achieve a gauge of 8.5 stitches per inch. This is an excellent opportunity to try out the new ADDI "Sock Rockets" needles if you haven't done so. Not able to come to Kathy's for the KAL? Join us at "We Love Kathy's" group on Ravelry to join us online...

*** 23rd ANNUAL LIGONIER ICE FEST ***

Join us in Ligonier for the 23rd annual Ice Fest on Saturday, January 25 & Sunday, January 26, 2014. Our business hours are 9 am - 5 pm on Saturday; 12 noon - 4 pm on Sunday. Ice carvings on the Diamond start Saturday at 10 am and Sunday at 12 noon...

*** FAIR OWL HAT ***

Congratulations to Corina Cook, who won a Grand Prize in KRAEMER YARNS hat contest. Corina designed the cozy Fair Owl hat, shown right, with four colors of Perfection DK. Our thanks to KRAEMER for sharing this pattern with us for all of you to enjoy.



With easy-to-follow instructions, this hat can be made in just a few sessions, and the charted colorwork keeps the rounds from becoming tedious. The hat is worked in traditional Fair Isle style. The facial expressions are added after the hat is knitted: sleepy, winking, happy, weary, scrunched eyes -- an owl for every mood!

SKILL LEVEL: Experienced

FINISHED MEASUREMENTS: 17" (20", 23") in parentheses

MATERIALS: KRAEMER YARNS "Perfection DK" in 4 colors (shown in Cliffs A, Bark B, Peep C, & Snowflake D); knitting needles US size 5 16" circular & double-points OR SIZE NEEDED TO OBTAIN GAUGE; large-eye tapestry needle for finishing

Owl Color Chart:

Two Color Cast On: S (M, L)

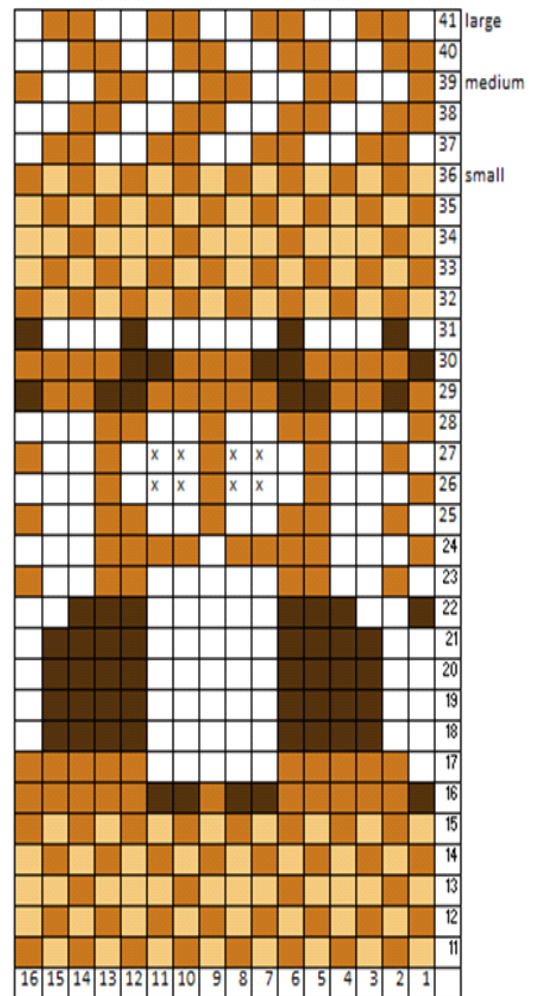
Loosely knot together a strand of color B (Bark) and a strand of color A (Cliffs), leaving just enough yarn after the knot for weaving in ends. With the color A on the thumb and color B on the pointer finger, cast on 112 (128, 144). (*Do not count the knot as a stitch, it will be dropped and untied for weaving in*).

Join to work in the round, being careful not to twist st(s). PM at beginning of round.

Rounds 1-10: *K2 with color B (Bark), P2 with color A (Cliffs); repeat from * around (*if you like a tighter rib, knit on a needle that is one size smaller*)

Rounds 11- 36: K using the Owl Color Chart, repeat around.

(*For additional texture, you may purl or seed stitch the tummy (color D White) and/or wings of the owl (color A Cliffs), in rounds 17-23*).



x - stitch the eyes and beak after the hat is finished



Sizing:

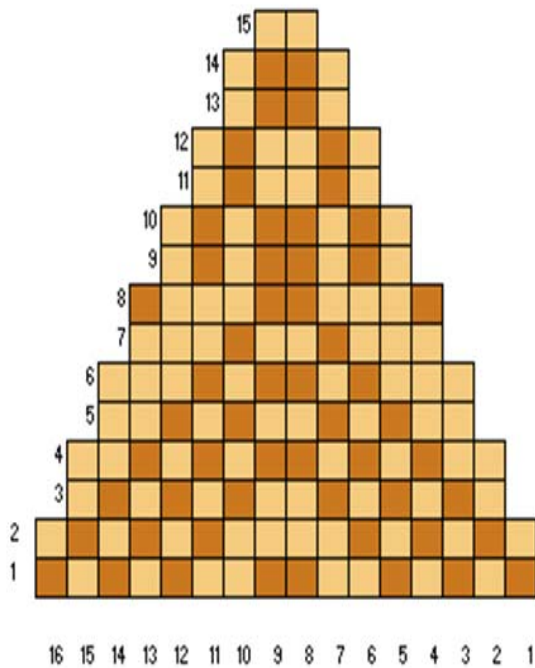
For size medium continue to round 39.
For size large continue to round 41.

Crown:

Work the crown chart for all sizes with color C (Peep) and color B (Bark).

Beginning with the 2nd round, and all the following even number rounds, decrease using k2tog on the first and last space of the chart.

Crown Color Chart:



Crown-Round 16: Using color C (Peep) K2tog around, cut yarn leaving a long enough tail to weave through remaining stitches. Pull tight to secure.

Finishing: Untie knot at beginning. Weave in ends.

Owl Face: Using a large eye darning needle and color A (Cliffs), add the eyes and a beak for each owl.

Abbreviations

- K - knit
- K2tog - knit 2 stitches together
- PM - place marker
- P - purl

*** WHICH ROW AM I ON? ***
 If you've lost track of where you are in a cable repeat, count the number of rows or rounds since the last crossing. Pull a cable apart gently to see where the last stitches were crossed and joined to their "neighbors". Start counting with the second stitch above that slightly stretched stitch, and include the row on the left needle. Compare with your chart and proceed!

*** KNITTING TIP ***
 If you find a mistake in your knitting a few rows down, you can often correct the problem by laddering down with a Handi-tool or crochet hook, fix the mistake, then using the ladders as your working yarn.

*** KRAEMER YARNS AND THE WINTER OLYMPICS ***
 Ralph Lauren designed the XXII Olympic Winter Games Team USA uniforms and apparel using all domestic craftsmen and manufacturers. KRAEMER YARNS is among those that contributed by supplying yarn for the outfits. When you watch the opening ceremonies February 7, 2014, in Sochi, Russia, our Team USA athletes will be beaming with pride as they parade into the event wearing a navy peacoat with a thick red stripe, a ski sweater with a reindeer motif and a hand-sewn American flag, and a chunky-knit hat with tassel. Congratulations to KRAEMER for playing a part in dressing team USA, providing 6,000 pounds of yarn toward the effort.

Would you like to visit this family-owned business that has operated for more than a century in Nazareth, PA? Join us for "Kathy's Kreations Day at Kraemer Yarns" on Thursday, April 10, 2014, where we are sponsoring a tour beginning at 10 am. The tour is free but travel, meals and lodging are on your own. Our day will include a tour of the textile mill, a demonstration of hand-dyeing by Merchandise Manager Eleanor Swogger, and shopping time at the on-site yarn shop. Interested? Ask us for more details...



***** CALENDAR OF EVENTS *****

Join the "First Mondays" Club for an evening of knitting, crochet and fellowship, at Panera Bread Greengate; Greensburg, PA. Next meeting dates are Monday evenings **January 6, 2014** and **February 3, 2014; 6:30 pm - 8:30 pm**. All skill levels of knitters and crocheters welcome!

***** "KNIT KNITE" AT KATHY'S KREATIONS Tuesday evening, January 14, 2014 and February 11, 2014; 7:00 pm - 9:00 pm (rsvp) *****

Join us for an evening of stitching & lots of fun conversation. All skill levels of knitters & crocheters are welcome! In the event of nasty weather, please call ahead in case of cancellation...

***** FUN FRIDAYS, January 17, 2014 and February 21, 2014; 10:00 am - 2:00 pm *****

Join us for fellowship, stitching, and how-to's for projects purchased here. Please call ahead to let us know you will be coming, as space is limited. All skill levels of knitters & crocheters are welcome!

***** SATURDAY SIT-N-KNIT *****

Come sit 'n knit! We will be gathering at Kathy's Kreations on Saturday mornings **January 11, 2014** and **February 8, 2014; 10:00 am - 2:00 pm**. Join us for fellowship, stitching, and how-to's for projects purchased here. Please bring your knitting, crocheting and any projects to show and share. Open to all skill levels...

***** BUILDING BLOCKS CLASS SERIES WITH LISA CARNAHAN *****

Could it possibly be a year since our continuing "Building Blocks" educational series with instructor Lisa Carnahan began? A finishing / seaming blocks/ make-up class and general help class is slated for **Saturday, January 18, 2014 at either 10 am - 12 noon, or 1:00 pm - 3:00 pm**. Stay tuned for an upcoming series taught by Lisa for Michelle Hunter's latest book, "Building With Color". Colorwork techniques like intarsia, Fair Isle, stranding, slip stitch, and mosaic knitting are a hot trend now. If you are interested in expanding your colorwork knitting skills, please contact Kathy's for more information on fee and starting dates -- this class will be structured much like the "Building Blocks" series...

***** JANUARY PROGRESSIVE NEEDLES KNIT ALONG WITH MICHELLE HUNTER *****

We will meet here **EVERY Friday in January from 10 am - 2 pm** (rsvp please) to work on socks two-at-a-time Mystery Knit Along (details page 5). Not working on this KAL? You are still welcome to come -- simply bring any knit or crochet project purchased at Kathy's Kreations and join the group (free!).

***** SANGRIA MITTS KNITTING CLASS WITH JEANNE OSMAN *****

Learn to make the beautiful KOLLAGE "Sangria Mitts" fingerless gloves (shown upper left) with Jeanne Osman on **Saturday, January 18, 2014, 1 pm - 4 pm**. Easier to make than they look, these ribbed mitts are knit with faux-smocking pattern using double-pointed needles. Class supplies include 200 yards sport weight yarn, US size 1 double-pointed needles, and a cable needle (all available for purchase prior to class). Registration fee is \$20 plus purchase of KOLLAGE pattern #3543.

Private knitting and crocheting lessons available by appointment. We would be glad to do a specific class topic for groups of 4 or more. Kathy's Kreations has been the helpful hands of experienced knitting for over 33 years !

Wishing you a Happy New Year 2014 with projects that inspire you, creativity that lights up your days and joy with every stitch that you knit and crochet...

KEEP KNITTING AND CROCHETING!

Kathy