

KATHY'S KREATIONS  
141 East Main Street  
Ligonier PA 15658  
724~238~9320



Dear Knitters,

December is a magical month, filled with cherished moments, family traditions, warm fuzzy feelings, and gatherings with friends. Holidays can be particularly special for knitters and crocheters, whose preparations start months in advance and involve their own creations. It's a heartfelt season when gifts become good wishes we've lovingly made by hand -- a tweedy cabled sweater for Dad's softer side; a luxurious mohair shawl for a best friend; a funky striped scarf for a fashion-savvy teen; socks, hats, scarves, felted items, and other timeless treasures.

The joy of making and giving a cherished gift (and a memory) will last long after holidays are gone. We've got lots of last-minute gift ideas for knitters and crocheters seeking to bring more of their own handwork and artistry into their daily lives and their holiday festivities, along with strategies for finishing projects on schedule. To help you enjoy this holiday season, we have a special promotion to bring you a little comfort and joy,

**“HAVE A WOOL YULE”**

All regularly-priced 100% wool yarns in stock  
are 10% off during December 2005

Hours: 9:00 am - 5:00 pm Monday through Saturday  
Kathy is usually away on Wednesday, but the shop is open

We accept Mastercard, VISA, Discover/Novus, AX

Private knitting instructions are available by appointment  
Finishing services available  
Gift certificates available

Shopping at Kathy's Kreations has never been easier  
COME IN - CALL UP - LOG ON  
Telephone 724-238-9320  
Fax 724-238-5585  
e-mail [kathy@kathys-kreations.com](mailto:kathy@kathys-kreations.com)  
please visit our website [www.kathys-kreations.com](http://www.kathys-kreations.com)



\*\*\*\*\* GREAT NEW STUFF \*\*\*\*\*

VOGUE KNITTING presents the premiere issue of "Knit Simple" (\$5.99), designed for new knitters ready to graduate from scarf school and move on to more challenging projects and for the busy knitter (like most of us) looking for easy stitching to fit into a too-busy lifestyle. We are excited to introduce this magazine to you and hope you will be as impressed as we are.

We are pleased to report that our own Kathy has designed a pair of father-son tweed zip jackets (shown upper left) that are the editorial staff's knit pick. Your favorite guys will love palling around in matching zip-ups that zip right off the sticks.

We love the presentation, colorwork, and content of the entire issue -- yarn + life + fun. The vivid accessories with Nordic flair appear to be complicated Fair Isle stitchwork, but are cleverly done with easy slip stitch patterning. We encourage you to take a look and judge for yourself...


Are your knitting needles in a tangle? Inexpensive organization solutions from THE CIRCULAR SOLUTION, knitting needle storage specialists, are here for the holidays. These items, made in the USA from cotton duck fabric, hang anywhere over a standard clothes hanger or fold flat. We've got the circular solution for circular needles (\$19.95 natural / \$24.50 colors, shown lower right); doublepoints (\$26.50); Port-A-Pocket (\$14.50 natural / \$16.95 colors, our personal fave) and Sticks for straight needles (\$26.50). The Porta-Pockets make great gifts for knitting friends (or yourself) -- add a couple balls of sock or scarf yarn and knitting needles, and you've got a handy carrier for projects "on the go"...

New patterns from CABIN FEVER include "Side To Side Shawl" (#079, \$5.50), an easy garter stitch shawl in 4 quarters using 4 balls of yarn, knit back & forth on a circular needle. "Loop de Loop Shawl" (#085, \$5.50) features garter stripes in a mixture of yarns that stack up, turn corners, and perform miter stunts to take this shawl into the wild blue yonder. Nancy Premoshis will be teaching a shawl class on January 21 for beginners and beyond -- are you up to the task? Other arrivals are "The Inka Hat" (#112, \$5.50) a colorful Fair Isle cap with earflaps that's perfect for hitting the ski slopes or snow tubing. "Child's Play" (#614, \$5.25) is a rough and tough unisex sweater for kids with generous neck and sleeve openings for outdoor fun. The simple construction is child's play for knitters, too...

\*\*\*\*\* TOP TEN STOCKING STUFFERS \*\*\*\*\*

10. CLOVER #3109 Jumbo Locking Stitch Markers \$5.50 NEW
9. CLOVER #353 Regular Locking Stitch Markers \$5.75
8. CLOVER #3122 Large Coil Knitting Needle Holders \$6.00 NEW
7. CLOVER #3123 Small Coil Knitting Needle Holders \$5.95 NEW
6. CLOVER #3107 Soft Stitch Ring Markers \$5.25 NEW
5. CLOVER #3118 Mini Kacha-Kacha Counter \$10.50 NEW
4. YARN CRAFT #16009 Circular Marker/Row Counter Combo \$3.50
3. CLOVER #219 Jumbo Tapestry Needles, Bent Point "Chibi" \$3.25
2. CLOVER #455 Thread Cutter Pendant \$8.50
1. CLOVER #3106 Yarn Cutter Pendant \$8.50 NEW

And if Santa Baby forgets to include them in your stocking, treat yourself to LANTERN MOON ebony, PONY rosewood or ADDI TURBO knitting needles that look beautiful and feel good in your hand...



\*\*\*\*\* MORE GREAT NEW STUFF \*\*\*\*\*

Something's fishy with LISA KNITS! That's right, it's "The Fish Hat" (\$4.00, shown right), the latest in Lisa's whimsical hat designs. Knit with worsted weight yarn, this fun hat is sure to delight the kids in your life...



Kathy recently attended a fantastic beading workshop with designer Judy Pascale (be sure to take a class with Judy if you ever have the chance). We now are carrying CONTEMPORARY CONCEPTS BY JUDY shapely shawllette patterns (\$6.25 each). These sophisticated, contemporary wraps incorporate a well-concealing shaping for perfect but subtle contouring. Choose from simply garter, eyelet & garter, ridged eyelet (shown lower left) and beaded eyelet styles. For the beaded version, we have the size 6 beads from JAEGER (\$5.50 per pkg.) and the 1.25 mm crochet hooks from SUSAN BATES (\$2.95) or SKACEL Profi-hook (\$9.50)...

New from CLASSIC ELITE is "Minnie" (\$12.50, 23% kid mohair / 16% merino / 38% nylon / 23% polyester, 50 grams, 120 yards) with beautiful texture and a great blend of fibers. The hand is very soft and a pleasure to knit. The texture comes not just from the kid mohair, but also from the colorful mini-nub that is marled into the twist. It is lightweight and cozy, and available in six pretty colors for your stitching pleasure. Ask to see our beautiful shop model from the "Old Mill" pattern collection. Another new addition from CLASSIC ELITE is "Paintbox" (\$14.95, 100% merino wool, 100 grams, 109 yards), a very multi-color bulky yarn. It knits at 3 sts per inch on US size 11 needles, knits quickly, **felts** well, is great for kids and adults, and the bright, fun colors are eye-catching...

We've thought that after 25 years of business, we've seen all the yarns imaginable. Guess what? Get ready for some real "feel-good" yarn! SKACEL COLLECTION introduces the ultimate in fingering weight sock yarn, AUSTERMANN "Step" (\$17.95, 75% superwash virgin wool / 25% nylon, 100 grams, 462 yards). This revolutionary yarn has been infused with aloe vera and jojoba oil for the softest socks you'll ever knit. It feels good on weather-weary fingers during the knitting process, too! In five great random-stripping colors, this yarn is flying off the shelves. Now, ask us about the "WOW factor" aromatherapy yarns and self-stripping textured stuff for spring knitting! The fun yarns just keep coming...


REYNOLDS Lopi Book 82325 (\$12.50) features traditional Icelandic yoke classics plus contemporary home décor, such as afghans and pillows. Accessories fill the pages of this booklet, too -- bags, slipper socks, convertible mittens (great for cell phone users who need fingers for dialing) and felted projects...

Speaking of felting, check out our TWO OLD BAGS "Lucy Bag" which Tracey knit from CLASSIC ELITE "Montera". Other new TWO OLD BAGS felting patterns (\$7.50) include "Ann's Traveling Bag", a stylish shoulder strap purse with slanted top opening. There's still time to knit and embellish "Felted Door Mittens" and "Felted Christmas Stocking". Both of these designs provide a knitted canvas for trying your hand at needle felting. We have FIBER TRENDS Needle Felting Starter Kits (\$8.50) with supplies to learn this technique, plus variety packs of natural and colored roving (\$6.50). In addition, we have the FIBER TRENDS suede 2-piece mitten palms for reinforcing felted mittens (\$10.50) and the suede slipper soles (prices vary by foot size) for covering clogs or slippers...



\*\*\*\*\* BOOKS MAKE GREAT GIFTS \*\*\*\*\*

Did you know that 1 in 3 American household has a dog? There's no creature more deserving of a hand-knit expression of love than man's (or woman's) best friend. Your canine companion will look cute in any number of the more than 20 irresistible patterns in *Knitting For Dogs* (\$14.95, softcover, shown right). You'll find designs here for every kind of dog, from sequined sweaters for tiny dog princesses to handsome sport coats with racing stripes for the big boys. And because accessories make the dog, there are patterns for everything from a cat-shaped squeaky toy to a walk-in-the-park shoulder bag for carrying keys, doggie treats, and the all-important baggies. With foolproof instructions on how to measure a dog so that the project fits, *Knitting For Dogs* will provide hours of entertainment for you and turn even the average pooch into the envy of the dog-run set...



A laugh-out loud book about knitting? An obsessed knitter who can't seem to put down her needles, author Stephanie Pearl-McPhee reveals the tangled and sometimes maniacal path of her knitting triumphs and disasters in *Yarn Harlot: The Secret Life of a Knitter* (\$12.95, paperback). Her adventures are fulfilling, exasperating, and wickedly funny. This book is a fun read, looking at knitting with humor, insight, and sympathy for the obsessed...

Debbie Abrahams' design books are a favorite with our customers. She returns with her latest book, *100 More Afghan Squares to Knit* (\$25.00, spiral bound), with gorgeous squares that can be mixed and matched to create uniquely beautiful blankets and throws. Twelve original step-by-step projects range from a baby's comforter done in blocks of bright colors to throws embellished with beading and embroidery...

*Classic Knits for Women* (\$24.95, soft cover) is in response to the many women who have been asking for great designs in larger sizes. The designs in this book are eminently wearable and wonderfully versatile. This collection of jackets, cardigans, sweaters, tops and accessories in three themed color palettes of ROWAN and JAEGER yarns offers designs for many different shapes and sizes, and for different ages, too. Classic yet contemporary, with a modern twist on traditional knits, the projects are sure to become much-loved favorites of every woman who wants to be able to knit great sweaters for every occasion...

THE TOP TEN BEST-SELLERS FROM OUR BOOKSHELF are:

10. Knitting Over The Edge by Nicky Epstein \$29.95
9. Just Scarves by Nancy J. Thomas & Adina Klein \$12.00
8. Wrap Style by Pam Allen & Ann Budd \$21.95 (autographed copies available)
7. Last-Minute Knitted Gifts by Joelle Hoverson \$24.95
6. The Knitter's Handbook from XRX / Knitter's Magazine \$19.95
5. Handknit Holidays by Melanie Falick \$27.50
4. Knit Along With Debbie Macomber (The Shop On Blossom Street) \$11.95
3. Knit Along With Debbie Macomber (A Good Yarn) \$11.95
2. Basic Knitting by Leigh Ann Berry \$19.95
1. Knitting Pattern-A-Day 2006 Calendar with Paulette Lane & friends \$13.99

More books are arriving weekly for the holiday season -- look for knitting-related fiction paperbacks, how-to books, and must-have resources in ur new arrivals...

\*\*\*\*\* LINDA'S DISHCLOTH PATTERNS \*\*\*\*\*

Cotton dishcloths in holiday colors make terrific last-minute hostess or "grab bag" gifts. Try tucking one or two in a basket filled with cookies or other goodies for a handmade touch. Linda's designs have textured ridges which makes washing dishes less of a chore. Our thanks to Linda Krueel for sharing her designs!



STOCKINETTE RIDGE DISHCLOTH (stitch detail shown right)

FINISHED SIZE: approx. 8.5" X 8.5"

MATERIALS: 100 yards 100% cotton yarn weight classification 4 (K1, C2 Cottonade or PLYMOUTH Fantasy Natural work well); US size 8 knitting needles

GAUGE: 4.5 sts = 1" in pattern

DIRECTIONS: Cast on 38 sts. Knit 3 rows.

Pattern Stitch (do not count sts after row 2; check count on rows 1, 3 or 4 only)

Row 1: Knit (K).

Row 2: K2, P1; \*K2tog, repeat from \* across to last 3 sts, P1, K2.

Row 3: K3; \*Knit into front and back of next stitch, repeat from \* to last 3 sts, K3.

Row 4: K2, purl to last 2 sts, K2.

Repeat rows 1 - 4 until piece measures 8" or desired length. Knit 3 rows. Bind off.

Weave in ends with CLOVER "Chibi" tapestry needle.

LIZARD LATTICE DISHCLOTH (stitch detail shown lower left)

FINISHED SIZE: approx. 8.25" X 8.5"

MATERIALS: 100 yards 100% cotton yarn weight classification 4 (K1, C2 Cottonade or PLYMOUTH Fantasy Natural work well); US size 8 knitting needles

GAUGE: 4.5 sts = 1" in pattern

DIRECTIONS: Cast on 37 sts. Knit 3 rows.

Rows 1 & 3 (right side): Knit (K).

Rows 2, 4, & 6: K2, purl across to last 2 sts, K2.

Row 5: K2, P3; \*K3, P3, repeat from \* across to last 2 sts, K2.

Rows 7 - 9: Repeat rows 5 & 6 once, then row 5 again.

Row 10: K2, purl across to last 2 sts, K2.

Row 11: K.

Rows 12 - 13: Repeat rows 10 & 11.

Row 14: K2, P3; \*K3, P3, repeat from \* to last 2 sts, K2.


Row 15: K.

Rows 16 - 18: Repeat rows 14 and 15 once, then row 14 again.

Repeat these 18 rows until piece measures approx. 8". Knit 3 rows. Bind off all sts.

Weave in ends with CLOVER "Chibi" tapestry needle.

© Copyright 2005 Linda Krueel. All rights reserved. For non-commercial personal or charitable use only. Please do not copy this pattern or sell items made from this pattern without written permission of the designer, Linda Krueel.



\*\*\*\*\* HOLIDAY OPEN HOUSE DOOR PRIZE WINNERS \*\*\*\*\*

Congratulations to the winners of our Open House drawing:

Cheri Reid -- knitting needle / crochet hook of choice

Hannah Van Horne -- knitting or crochet book of choice

Becky Shonk -- Denim Knit Knack Sack

\*\*\*\*\* INQUIRING KNITTERS WANT TO KNOW \*\*\*\*\*

From Mary G: "I hate to finish sweaters. Is there a way to pick up stitches around the sleeve cap to make set-in sleeves without seaming?"

We searched our archives for an answer and found a vintage Pat Trexler column which originally appeared in *The Pittsburgh Press* in 1969. Our explanation is based on that resource and Pat's suggestions to her readers. We think it is like "short rows in reverse". Work the body pieces according to your commercial pattern, with the appropriate armhole shaping for the set-in sleeve. Seam the shoulders (Kathy prefers a three-needle bind off method), but do not sew the side seams of the body. Instead, determine the number of stitches required at the widest part of the sleeve, and divide this number by three. Pick up this number of stitches around the body armhole with a 24" circular needle in the same size used for working the body of the garment.

Slip 1/3 of the stitches from each end of the circular needle onto a stitch holder or double-pointed needles with stoppers (three sections). Pat suggests that if the number of stitches picked up around the armhole is not divisible by 3, keep the 1 or 2 extra stitches in the center section which remains on the needle.

Begin working in the desired pattern stitch (usually the same as the body), picking up 1 stitch from the appropriate holder at the end of every row. Continue in this manner until all stitches have been picked up except for the number needed for the original bind off in the commercial pattern. For example, if the original directions stated to bind off 6 sts at each armhole edge, pick up the last 6 from each stitch holder at one time.

Work the remainder of the sleeve from the top down, reversing all directions (decreasing instead of increasing as you work down to the sleeve cuff). Work until the sleeve measures the desired length minus the ribbing, then work the ribbing or desired edging. Bind off in pattern. Sew the body and sleeve seams.

\*\*\*\*\* WONDERFUL TIPS FROM OUR CUSTOMERS \*\*\*\*\*

Through our doors pass some of the most wonderful people in the world, our customers. Our thanks to Diana, Sue and Mary for sharing their ideas this holiday season!

Diana Shark (on her very first felted bag project, we might add) used a stencil to work dry needle felting embellishment across the top of her tote. Diana used CRYSTAL PALACE "Iceland" in a multi-color for the bottom section of the bag, and a solid contrasting color stripe along the top border. The stencilling in a complimentary shade was worked along the top stripe and it looks fabulous...

When assembling a garment with a yarn that tends to fray (like ZITRON "Lido"), Sue Schroettinger joins the garment seams with slip-stitch crochet. This involves one long piece of yarn and the only tails (at the beginning and end) can be enfolded into the seam as you go. Sue recommends using a crochet hook 1-2 sizes smaller than used to work the garment. Did you know that knitting needles and crochet hook sizes are comparable? Check for the metric or US sizing on the packaging...



Mary Shonk, a very creative mother of seven, frequently finds herself mending sweaters for her family. For major repairs, Mary works small swatches from odds and ends of stash yarn in complimentary colors to the sweater needing mending. She appliques these patchwork squares not only over the holes, but places them all over the garment and embellishes them with embroidery and decorative stitchery for a "design feature". Clever, indeed...

\*\*\*\*\* IT'S WEAVING DAY AT KATHY'S KREATIONS!!! \*\*\*\*\*

Kathy's Kreations is always on the forefront of "what's new" in fiber and Weaving is hot! Join Tracey, Kathy and some of our weaving friends for a day of exploration into this latest trend on **Saturday, January 28, 2006, 9 am - 5 pm**. Try out a variety of portable looms, including the intriguing Triangle Loom, the versatile Rigid Heddle Loom in different sizes and Weavettes (weaving that fits in the palm of your hand!). Weavettes are currently featured in the winter issue of *Spin Off* magazine and will be featured on HGTV with Carol Duvall, and in the February issue of *Martha Stewart Living*. Perfect for using up those bits and bobs of leftover yarn, all of these weaving looms marry well with knitting. Pick up the edges all around and create a vest, scarf, purse, hat or jacket. And, yes, you will be able to purchase the looms through Kathy's Kreations as well...



\*\*\*\*\* JINGLE BELL SCARF \*\*\*\*\*

Thanks to Marge Burns for inspiring the Jingle Bell Scarf. We have a large assortment of jingle bells in all shapes, colors and sizes for embellishment, as well as "Christmas light" charms and heart-shaped red or green heart-shaped jinglers (Kathy's choice for our shop model)...

FINISHED SIZE: 6" X60"

MATERIALS: CLASSIC ELITE YARNS "Skye Tweed" shade 1258 red 2 balls (A), CRYSTAL PALACE YARNS "Fling" shade 3536 green (B; US size 15 knitting needles; JHB INTERNATIONAL jingle bells five each style 09347 red heart and style 09348 green heart

GAUGE: 3 sts / 6 rows = 1"

DIRECTIONS: Working with one strand A & B held together, cast on 18 sts. Work in garter stitch until scarf measures 60" or desired length. Bind off all sts. Sew on 5 jingle bells evenly spaced on each end, alternating 3 red and 2 green on cast-on edge, 3 green and 2 red to bind off edge. Holiday style never looked so good!

\*\*\*\*\* SPIRAL SCARVES \*\*\*\*\*

**KNIT VERSION** (worked sideways, back and forth on a long circular needle; DO NOT JOIN)

MATERIALS: 225 yards lightweight fuzzy bulky yarn (such as GGH Apart); US size 11 circular knitting needle 29" or 32" length

GAUGE: 3 sts / 4.5 rows = 1"

DIRECTIONS: Cast on 150 sts.

Row 1 (WS): Knit.

Row 2: Knit, increasing (inc) 1 st in EVERY stitch (knit into front & back of every stitch) -- 300 sts.

Row 3: Purl.

Row 4: \*Inc 1 in next st, K1; rep from \* across row -- 450 sts.

Row 5: Knit.

Row 6: Repeat row 4 -- 675 sts.

Row 7: Purl.

Rows 8 & 9: Knit. Bind off all sts.

**CROCHET VERSION** (worked lengthwise)

MATERIALS: 275 yds. lightweight fuzzy bulky yarn (such as GGH Apart); US size K crochet hook

DIRECTIONS: Chain 121.

Row 1: work 1 sc into 2nd ch from hook, 1 sc in each ch to end -- 120 sts. Turn.

Row 2: Ch 1, work 2 sc in each st to end of row -- 240 sts. Turn.

Row 3: Ch 2, \*2 dc in next st, 1 dc in next st; rep from \* to end of row -- 360 sts. Turn.

Row 4: Ch 2, \*2dc in next st, 1 dc in each of next 2 sts; rep from \* to end of row -- 480 sts. Turn.

Row 5: Ch 1, 1 sc in each st to end of row.

Row 6: Ch 1, \*1sc in next st, 2 sc in next st; rep from \* to end of row. Fasten off.

NOTE: This can be worked with several colors or types of yarns -- try experimenting!

**\*\*\*\*\* READER'S KNIT NIGHT \*\*\*\*\***

Join Kathy and Tracey for an evening of knitting on **Monday, January 2, 2006, from 7:00 - 8:30 pm** at Barnes & Noble, Route 30, Greensburg. Oddball knitting project books will be featured. All skill levels are invited, and volunteers are available to help with questions and how-to's, including instructions for beginners.



**\*\*\*\*\* CALENDAR OF EVENTS \*\*\*\*\***

**Town-Wide Open House with 40+ participating merchants: Sunday December 4, 12 - 5 pm**  
**Festival of Lights: more than 50 decorated trees & wreaths December 3 - 11, 2005 Ligonier Library Gallery**

**Enjoy two hour free parking every Saturday Thanksgiving to Christmas!**

**BUNNY BLAST: Saturday, December 10, 2005, 9 am - 5 pm**

That's right -- it's the December holiday season but we've got bunnies! A bevy of angora bunnies including German, English & French varieties (adults & babies) in white & other natural colors will be visiting at Kathy's Creations on Saturday, December 10, 2005, from 9 am - 5 pm. Come pet them and experience these kind and gentle creatures, courtesy of Halfmoon Hollow Farm's Tracey & Hannah Earhart. Tracey will demonstrate spinning angora fiber, and will have recommendations for small projects using current commercial angora fibers as trim for last-minute holiday gifts. This fiber is the ultimate in softness & luxury for gifts of softness, gifts of love for all ages. It is also trendy, less expensive than cashmere & softer. Hope you'll stop by -- bring the family!

**"Knit Knite" at Kathy's Creations: Tuesday evening, December 13, 2005, 7 - 9 pm**

All skill levels welcome -- come, sit & knit! Hosted by the Laurel Highlands Knitting Guild...

**"Funky Patchwork Cardigan" Saturday, January 14, 2006, 1:00 pm - 4:00 pm with instructor Nancy Premoshis; \$20 plus materials (pre-payment requested at time of registration)**

Our most requested class -- learn how to make the colorful jacket on display in our shop...

**"Beyond Scarves: Shawls and Stoles 101" Saturday, January 21, 2006, 1:00 pm - 4:00 pm with instructor Nancy Premoshis; \$10 plus materials (pre-payment requested at time of registration)**

Ready to expand your skills beyond the basics and take the next step to stylish knitwear? Nancy will guide you through the how-to's of making a shawl. Students may choose from a large variety of styles, from easy garter stitch with shaping to challenging openwork. Start the New Year by learning something new...

Private knitting, crochet and hairpin lace lessons available by appointment. Students may pre-register for classes by calling Kathy's Creations at 724-238-9320 or e-mail at [kathy@kathys-creations.com](mailto:kathy@kathys-creations.com)

**Saturday, January 28, 2006 WEAVING DAY AT KATHY'S KREATIONS / ICEFEST**

Best wishes for a happy, joy-filled holidays from all of us at Kathy's Creations. We appreciate your patronage throughout the past year and the special relationship we enjoy with you. We look forward to seeing you in the New Year. Seasons' Greeting and KEEP KNITTING!  
Kathy