

Please feel free to copy and share any page in our websites with your knitting friends.

Kathy's Kreations
Yarns and Knitting Accessories
141 East Main Street, Ligonier PA 15658 USA

ph.#724-238-9320
e-mail kathyknitz@gmail.com

Kathy's Kreations Newsletter November 2021 Update
to main website—<https://www.kathys-kreations.com>

Subscribe to Kathy's newsletter

After subscribing, or unsubscribing, you may
need to click your back button to return to
this page

Unsubscribe from Kathy's Newsletter



Helpful links for Kathys Kreations

main website <https://www.kathys-kreations.com>

email with questions, ideas or comments kathyknitz@gmail.com

older newsletters [archive] <https://www.kathys-kreations.com/oldernewsletters>

Kathy's Kreations Newsletter
visit our main website—<https://www.kathys-kreations.com>



e-mail kathyknitz@gmail.com
please visit our website <https://www.kathys-kreations.com>





KATHY'S KREATIONS
141 East Main Street
Ligonier, PA 15658
724-238-9320
www.kathys-kreations.com
NOVEMBER 2021 UPDATE



Dear Stitchers,

As the autumn days turn chilly and crisp, we're cuddling up with wonderfully soft and insulating natural fibers to ease into colder days. We encourage you to start your holiday stitching now while supplies are plentiful, and not wait until the last-minute! From beautiful colorwork cowls and mittens, to textured scarves and shawls, to toasty socks and slippers, we're redefining cozy with a new collection of great project ideas that are like a bear hug of comfy warmth.

Kathy's Kreations is your headquarters for knitted hats! Our shopgal Nan has filled our window displays with some truly gorgeous hats for everyone sure to inspire you (some are even available for purchase, if you are really short on time!). Our favorites are *Tegan*, FIBER TRENDS *Ear Cozies*, LISA KNITS *Textured Hat Trio*, and KATHY'S KREATIONS *Anne's Seed Hat*. These head warmers are relaxed, refined essentials — no matter where your travels take you and your family!

Giving items knitted or crocheted with luxury yarn is extra special, for both the maker and the recipient. There's comfort and joy in stitching with a fancy fiber to make things for those you love. As our knitting friend Lil says: "It's a work of heart!" Small knits are a must for gift-knitting, maintaining motivation, and stash busting. Plus, a small project can be as complex or intricate as you wish! Another reason to knit or crochet something small.

It's starting to feel festive. What are you planning for your holiday gifts? We can help from start to finish. Treat yourself and your loved ones to handmade!

IT'S "COZY IS OUR KIND OF THING" MONTH!

All regularly-priced, in-stock HiKOO YARNS (all weights & fibers)
are 10% off during November 2021

STORE HOURS

OPEN 10:00 am—4:00 pm Monday through Saturday; closed most Sundays
Join us on Friday, November 26, 2021 for a Holiday Open House
and Saturday, November 27, 2021 for Small Business Saturday

We accept Mastercard, VISA, Discover, American Express,
Apple Pay, Google Pay and Tap & Pay
Private knitting and crocheting lessons available by appointment
Finishing services & gift cards available
Mail orders available — no order too small!
Shopping at Kathy's Kreations has never been easier!
COME IN - CALL UP - LOG ON

Like us, follow us, and share us on Facebook (Kathy's Kreations; Ligonier, PA
"We Love Kathy's" on Ravelry
#kathyknitz on Instagram
Find us at our Ligonier Valley Chamber of Commerce Member Page

e-mail kathyknitz@gmail.com
please visit our website <https://www.kathys-kreations.com>



*** GREAT NEW STUFF ***

Fall dressed up and everywhere to go? We've got a great assortment of project ideas for your "going places" knitted wardrobe whether it's off to visit friends and family or simply around town. The forecast calls for unique sweaters, soft-draping shawls, cozy handknit socks, accessories with texture, tone, and gorgeous color. The countdown to the holidays has begun! Here are some great new products to help you collect all the coziness and "sleigh" your gifting – what will you be stitching this season?

We look forward to each and every arrival of DREAM IN COLOR's Pop-Up Club and the lushly saturated tonal December color selection is no exception (shown upper left). Hand-dyed on base "Smoochy Cashmere" (\$34.50, 4 oz., 400 yards, 70% superwash merino/ 20% cashmere/10% nylon, CYCA #2), these yarns always seem to make us happy. This luxurious fingering weight blend has a delightful hand, which means it's great for projects we'd like to cozy up to (and cozy up in) again and again, either for yourself or as a fantastic gift for someone special. Suggested pattern support is the *Earthrise Shawl* by Theresa Silver (shown page 8, upper left), in combination with colorways As A Bird and Rabbit Ears. If you buy this yarn, you'll receive a Ravelry coupon code for 40% off the pattern.

This color is a subtle green teal that has magical flashes of brown, black, turquoise and blue green. Let's think elegant lightweight scarves like Kathy's *Just One More Row* (\$5.00 pattern), drapery shawls like *Knit Night Shawlette* by Louise Zass-Bangham (\$3.95, Ravelry download available at Kathy's Kreations) or take lounging to a new level with sweet slippers like CHURCHMOUSE CLASSICS *Turkish Bed Socks* (\$6.50), for those toes that need a bit of extra warmth around the house...

Lose yourself in the cloud-soft *Rosa Scarf* with its finessed details (\$8.00, Ravelry Pro download available at Kathy's Kreations, shown page 7 lower left). Designed by Andrea Rangel, *Rosa* combines oversized lace borders with incredibly squishy and simple brioche stitch. Kathy used JUNIPER MOON FARMS "Beatrix" yarn in a soft petal pink (\$20.50, 50 grams, 109 yards, 54% extrafine merino wool/30% angora/16% nylon, CYCA #5). This delightful mix of fibers grows soft, cozier, and lovelier when knit on chunky US size 13 knitting needles. The lace edges are worked first. One is put aside while the other continues in a deeply ribbed texture brioche stitch. Once the scarf is the desired length, the second edge is cleverly grafted to the scarf. Wrap up in the ultimate cozy and luxurious scarf...


Working on some Christmas stockings for the newest addition to your family, a new baby or a newlywed? PLYMOUTH YARNS "Angora" (\$8.95, 10 grams, 49 yards, 100% angora, CYCA #4) and this hard-to-get yarn is finally back in stock, just in time for details like Santa's beard and hat trims. We also have cheery holiday shades of hand-dyed natural fiber yarns from DREAM IN COLOR "City" (\$24.50, 4 oz., 200 yards, 100% superwash merino, CYCA #4) & BAAH YARNS "Shasta" (\$30.50, 100 grams, 200 yards, 100% superwash merino, CYCA #4)...

The *Opalite Scarf* by Sarah Chapman (shown lower right, free Ravelry download) was originally published by FAIRMOUNT FIBERS for LYS Day 2021. This gorgeous striped wrap is knit with MANOS DEL URUGUAY "Fino" (\$34.50, 100 grams, 490 yards, 70% merino wool/30% silk, CYCA #2) and requires one full skein plus a mini-skein kit to complete, shown in main color rosewater and mini #20 Willa. This generous scarf is a study in color illusion: the colors are hand-picked to step up and down in color value. The result? A refined warmer that appears as if it is rippling in the breeze, thanks to the light-to-dark shade palette. *Opalite* is knit on the bias with changing colors, so it's a project that will keep you engaged from beginning to end!



*** MORE GREAT NEW STUFF ***

Joji Locatelli has designed yet another elegant wrap, *The Frank Shawl* (\$5.50, Ravelry Pro download, available here at Kathy's Kreations). According to Joji: "A very easy and spectacular shawl inspired by the work of Frank Stella, this design is a study in geometry. Triangular pieces are assembled together to create a spectacular wrap with a unique shape that it both beautiful and stunning to wear, with many tips, all in different shades. It is constructed as three triangular sections, joined together when working the last one of them." This is knit from four colors, four skeins of fingering weight – we've got some new yarn arrivals that would be perfect for this project or choose from our selection of four-skein kits...



©Joji Locatelli


Socks, socks, and more socks are popular projects with our customers. We have many pattern and yarn options for you, but there's one in particular that we'd like to recommend. This is the final month of DREAM IN COLOR Sock-It Club 2021 and they saved the best for last. The red and green colorway (shown upper right, page 6) is perfect for Christmas, but it is inspired by flowers called "Red Hot Pokers". Hand-dyer Veronica Van was inspired by a book called *The Cloud Garden* by Tom Hart Dyke and Paul Winder. It's a real adventure story about two hikers who were kidnapped by Columbian rebels. One of the hikers (Tom) dreamed of starting a garden in England and Veronica actually got to visit the garden and meet Tom. Try this yarn with *Hermione's Everyday Socks*, designed by Erica Leuder (free Ravelry download, shown page 5, upper right).

Veronica's inspiration throughout this year's collection was a garden theme and this November's color is exceptional. The yarn is dyed on base "Smooshy" and features a full skein and a mini for heels and toes (\$36.50, 85% superwash merino wool/15% nylon, 420 yard skein plus 100 yard mini, CYCA #2)...

The old adage "cold hands, warm heart" is a challenge to knitters everywhere, who know that hands warmed by wool are the coziest of all. Texting mitts are always popular, so check out LISA KNITS *AC-014 & AC-015* fingerless gloves/mitts (\$5.00 per single pattern, available in fingering and worsted gauges), CHURCHMOUSE *Wetted Fingerless Gloves* with its cute button embellishment (\$6.50, Ravelry Pro download available at Kathy's Kreations), or FOGBOUND KNITS *Dust Devils* (\$6.00 pattern, Ravelry Pro download available at Kathy's Kreations) knit with a unique construction technique and just one ball of our colorful PLYMOUTH "Gina" yarn (\$6.95, 50 grams, 109 yards, 100% wool, CYCA #4)...

Last month's Fall Fling attendees are raving about a knitting tool used by our instructor, Jolie Elder, Fix-A-Stitch (\$15.50/set). This tool is easy for both beginning and experienced knitters to use. This gadget is the perfect tool to fix dropped stitches or make knit or purl repairs in stockinette, garter stitch, or seed stitch fabric. It can also be used as a cable needle, too! Small and light enough to park on your work, the three-piece set comes in small, medium and large sizes to coordinate with your working needle size...

EMMA'S YARN November 2021 Crazy Beautiful Club selection is a sweet, sunflowery yellow with light brown "seeds" speckled throughout and pops of bright pink! It's happy, cheerful and still fall – we're so excited for you to soak up all its good vibes this month. It's here on bases "Practically Perfect Sock" full skeins (\$26.95, 100 grams, 80% superwash merino wool/20% nylon, CYCA #2), "Super Silky" (\$29.95, 100 grams, 80% superwash merino/20% silk, CYCA #2) and smalls (\$6.00, 81 yard mini-skeins). This shade was specifically designed to coordinate with a variety of solid colors. More new colors have been added, coming soon!



© Emma's Yarn



*** NOVEMBER 2021 KNIT-ALONG ***

Our love affair with ponchos is no secret. Here's another in our knit along series of V-shaped ponchettes for you to enjoy. *Autumn Garden* was designed by Carrie Dardis for YARN HAPPY / BEAD HAPPY (Ravelry Pro download available here), a colorful, elbow-length layering piece that's perfect for fall. Kathy has chosen MEADOWCROFT DYEWORKS "Rockshelter Sock" in colorway humus for our shop model, but feel free to purchase 800 yards of any fingering yarn from our stock and get started.

Please join us in person every Friday during November 2021 from 10:00 am–2:00 pm to work on this or any other project purchased at Kathy's Kreations. If you can't join us in person, follow our progress on our Ravelry page, *We Love Kathy's*, or Instagram (#kathyknitz) or Facebook (Kathy's Kreations; Ligonier, PA)...

*** UPCOMING CLASSES ***

Our ongoing class series "Let's Knit!" shifts from hats to accessories with instructor Karen McCullough taking on cowls. Join her on **Tuesday, November 2, 2021, 1:00 pm–3:00 pm** to knit the *Honey Cowl* (free Ravelry download, shown lower right) designed by Antonia Shankland. A simple slip stitch pattern creates a dense waffle-like fabric for warmth and supple drape. This flexible pattern can be worked in four different sizes using one or two skeins of DK weight yarn. Both short and longer versions are lovely viewed on both sides. This cowl is perfect for a bright pop of color and a warm hug around your neck. Makes a great gift too! Class supplies include 225 yards DK weight yarn (or 450 yards for a longer infinity loop), US size 8 circular knitting needle in 16" length for short version (or 32" circular for longer version), stitch marker, and tapestry needle. Please bring small amounts in two colors of smooth DK yarn for practicing a two-color variation, which looks very cool in team spirit colors. Advanced beginner and beyond knitters, you'll love this class – choosing a yarn color is just about the hardest part! Registration fee is \$20 (pattern included)...

The cowl fun (or cowl "howl" as her students call it) continues on **Tuesday, December 7, 2021, 1:00 pm–3:00 pm**, when Karen McCullough presents how-to's for the *Willow Cowl*, designed by Amelia Lyon (Ravelry Pro download available at Kathy's Kreations, \$3.25). This project is perfect for that single skein of sock yarn that you simply don't want to use for socks. Instead, display its beautiful colors around your neck to be in view all day long! This cowl scarf is ideal for dressing up a T-neck top on cold winter nights, or wearing with a jacket. It looks complex, but it is simply a combination of regular knit stitches, a basic decrease stitch, and yarn-overs. Class supplies include 400 yards of fingering/sock yarn; one US size 5 circular knitting needles in 16" or 20" length; one stitch marker; circular row or Kacha-Kacha counter; and a tapestry needle. Our class sample was knit with MANOS DEL URUGUAY "Fino" superwash merino and silk blend, but you may choose any fingering yarn from our shelves. The beauty of this pattern is that it looks great with tonals, gradients, variegated, speckles or dip-dyed yarns. Registration fee is \$20 plus purchase of the pattern...

Our *Building Blocks* class series with instructor Karen McCullough is scheduled for **Tuesday, November 16, 2021, 1:00 pm–3:00 pm**. This series was designed by Michelle Hunter specifically to help expand your skills while you navigate through knitting techniques and principles while knitting sampler squares that will eventually make an afghan. This month's topic is *Mock Cables*. A slip stitch is made by moving a stitch from the left hand needle to the right hand needle without working it. These decorative textured stitches are knit using slip stitches, yarn overs and the psso technique (pass slip stitch over) to create a clever texture that looks, well, cable-esque!



*** SOCK KNITTING TIPS ***

Knitted socks usually look more daunting than they actually are. You will be rewarded at the end with a beautiful, functional pair of socks that you'll want to wear all the time (*Hermione's Everyday Socks*, shown right, free Ravelry download). Hand-knit socks are much nicer than store-bought. According to INTERWEAVE's Laura Huslander posted on October 13, 2021:



©Erica Leuder

- 1) **THEY FIT!** “If you’re making socks for your feet specifically, they’re going to fit so much better than anything you buy at the store. Store-bought socks are made to fit and “average” foot. An average fit generally means it will generally fit onto your foot and usually won’t fall off; it’s a pretty low bar. However, most of us don’t have “average” feet. We have high arches, square toes, shapely calves, narrow heels, different size feet, etc. Why settle for socks made for generic feet when you can have socks that are custom-made for your own lovely feet?”
- 2) **THEY’RE COMFY!** “Like so much of ready-to-wear, socks are rarely made with natural fibers anymore. There are a handful of wool- or cotton-blend socks out there, but mostly they’re made of nylon, polyester, or acrylic, which don’t breathe at all. It’s basically like wrapping your feet in plastic wrap. If your feet sweat at all, they get all gross and stinky. On the other hand, if you knit your own socks, you can choose the fiber mix that works for you. Wool is antimicrobial, which means less smelly socks. There are cotton blends for those of you who like your feet to be a bit cooler. You can even get cashmere-blends for a little extra luxury. Whatever your foot needs, you can find a yarn to suit.”
- 3) **THEY’RE FANCY!** “Things that are ridiculously hard to find: a nice pair of black dress socks. It seems that most stores carry novelty socks and athletic socks, and that’s it. What are you supposed to wear with your wingtips? You can make a lovely pair for formal occasions, knitting socks that perfectly match your suit or tie. It just adds a classy touch to your footwear.”
- 4) **THEY’RE ANY COLOR YOU WANT!** “Not into black or white socks? Good news, everyone! Sock yarn comes in all colors. No really, all the colors. If you need some sedate brown socks to wear with loafers, you’re covered. If you need rainbow-explosion socks to wear to a Grateful Dead concert, you can find it. If striped socks make your heart sing, there are self-stripping yarn that do all the work for you. No matter what color you’re into, there is a yarn to match.”
- 5) **THEY DON’T HAVE TO MATCH!** “If you’re buying socks, you’re pretty much stuck with matching socks. Unless you work out an epic single sock swap (or have an exceptionally greedy washing machine), you’re always going to have identical socks. However, there’s no reason socks have to match. Have fun with your feet! You can use the same yarn and two different sock patterns, for a pair of “coordinating” socks. Use the same pattern with a solid and a handpainted yarn and see how the latter pools. Or forgo matching entirely! You can’t fall victim to Second Sock Syndrome if you never make a matching sock...”

For all of you who have been thinking about socks (but are afraid to try), we have a class coming up for you! Back by popular demand, on **Thursday, January 20, 2022, 10:30 am–12:30 pm**, instructor Marian Lech is offering a knitting *Yoga Sock Class*. What’s so special about this class? No toes or heels! This is an introductory class for sock knitting, learning to maneuver tiny needles, knitting with 2 or 3 needles, and completing a pair of socks that you can wear in spring and fall with sandals or when having a pedicure. We have some great self-stripping sock yarn available now, so come early to purchase your yarn. Additional class supplies include two pairs of 24” circular knitting needles in size 2.5 mm or 2.75 mm. Marian prefers to use one bamboo and one metal needle for knitting these socks. Registration fee is \$20.00 per class. Please call 724-238-9320 to register. Marian is going to begin a sock knitting group, planning to meet every 4–6 weeks to learn new projects and techniques. Stay tuned for more information...

*** TEN TIPS FOR BETTER SOCKS FROM INTERWEAVE KNITTING ***

- 1) To tighten the join between the heel flap and gusset, pick up stitches through the back loop of the chain edge stitches along the heel flap. This will twist the stitches and tighten them up.
- 2) For a nice, dense sock that will last longer, knit the foot portion of the sock on a needle one size smaller than the pattern calls for.
- 3) Try the Magic Loop method of knitting and you may not have the ladders that some knitters get from using double-pointed needles.
- 4) Choose the right yarn for the project; 100% cotton yarn isn't appropriate for socks because they may bag and lose their shape when worn. Wool and wool/nylon blends are popular for socks because of their elasticity. Kathy adds a tip from Cat Bordhi: Choose a yarn that is tightly twisted for more durability and longer wear; avoid single ply yarns.
- 5) Did you know that too-tight socks fall down more than looser socks? If you're knitting top-down socks, make sure to cast on loosely – try casting on over two needles if you tend to cast on tightly. If you're knitting toe-up socks, bind off *extra* loosely! Many bind-offs are innately elastic, so choose wisely. Kathy adds: The sewn bind-off or Jeny's Beautiful Bind Off are two good ones to use on toe-up socks
- 6) If you love knitting toe-up socks, try Judy's Magic Cast-On. It's easy and amazing. It looks great; no loose toe stitches that you sometimes get with other toe-up cast-ons.
- 7) Vary your toe and heel designs, such as trying the Eye of The partridge heel flaps.
- 8) If you tend to wear out the heels and toes of your socks, try working a strand of thread with the yarn while working the heel flap, the heel turn, and the toe shaping for extra reinforcement.
- 9) Avoid hot water when you wash your handknit socks. Even socks knit from superwash yarn might felt or shrink a little in hot water. To make your socks last longer, always dry them flat or use a sock blocker. Over time, the dryer will break down fibers.
- 10) To avoid the little hole that appears at the base top of gussets, pick up an extra stitch at the base of each gusset. Work these stitches together with the edge instep stitches on the next row.

Originally published June 28, 2013; updated October 25, 2021 with additions from Kathy



© Dream In Color

*** CHARITY KNITTING ***

Don't forget to support our area service projects this holiday season – it's needed more this year than ever. Kathy's Kreations is once again accepting donations of 100% cotton green dishcloths (any size or pattern stitch, knit or crochet) for our winter holiday Caring Tree in our window display. Handmade ornaments will also be accepted. Items will be donated to the local Food Bank in January.

Kathy's Kreations is also assisting the Laurel Highlands Knitting Guild in their community service project, CAPS FOR KIDS. This is our 35th year working with this group. Handknitted, crocheted, or commercially-made new cold weather items (hats, gloves, socks, scarves, etc.) can be dropped off during business hours for this collection. Your assistance is greatly appreciated!

*** SCENIC PITTSBURGH AWARD TO LIGONIER ***

Scenic Pittsburgh, a nonprofit focused on protecting and preserving the scenic resources of southwestern Pennsylvania, will present a scenic award to the Borough of Ligonier on Saturday, November 6, 2021, at 12:30 pm on the Diamond Park bandstand. The award is given to a southwestern PA community that has demonstrated "a consistent, long-term and visionary commitment to protecting and promoting their scenic resources." Scenic Pittsburgh looked at Ligonier's history of preservation and renewal of its historic Diamond and shopping district, and the town's longtime commitment to leveraging its greenspaces and history for the benefit of its residents. We hope you'll stop by soon and enjoy our small-town "Hallmark card" charm...

*** SPRING BREAK 2022 ***

Kathy's Kreations invites you to join us for our 11th annual "Spring Break" Knitting Workshop Weekend, to be held April 29–May 1, 2022, hosted by Kathy Zimmerman. We are delighted to announce that Cynthia Spencer of Pine Grove Mills, PA will be our featured instructor (Cynthia's photo, upper right).



© Cynthia Spencer

Kathy first met Cynthia at KNITTER'S DAY OUT, where her classes received rave reviews. More recently, Cynthia was our featured instructor at Spring Break 2021. Cynthia and designer friend Valerie Reed teamed up to design the *Pennsylvania Road Trip Mystery Shawl* and the *Maryland Road Trip Mystery Shawl*. These knit alongs were very popular with our customers. And now, we are bringing her back to Ligonier!

Cynthia Spencer has spent the past 16 years writing patterns and surrounding herself with knitting, quilting, color, and creativity. Her *Really Clear* pattern series came about as a result of working with hundreds of knitters and learning what they wanted in a pattern. She loves it when knitters understand how to make whatever they want to make!

Cynthia will be teaching the nine-hour knitting workshop at the Ramada Inn in historic Ligonier, PA with colorwork techniques, intarsia and Fair Isle/steeking topic. Skill level is intermediate.

The weekend package includes an after-hours grab & go boxed meal and special shopping time at Kathy's Kreations (Friday evening); an informal meet & greet on Friday evening to get acquainted; an optional Friday evening knit-along; morning coffee breaks and two lunches at the Ramada; classes Saturday and Sunday; extended lunch break on Saturday with time to shop in the pretty little town of Ligonier and goodie bags.

Early Bird registration is \$250 per person until December 1, 2021, increasing to \$275 afterwards. Overnight lodging is not included and is optional for local participants. The Ramada has set up a special rate for us, so please make your own reservations by calling 724-238-9545. Space is limited on a first-come, first-served basis, and the workshop is already partially filled. Please e-mail or call Kathy at 724-238-9320 for more information.

*** GRAB BAG BIAS KNIT SHAWL (a "surprise" pattern, photo unavailable) ***

Kathy found this generic pattern while browsing through her class handout stash. It is a great stash-busting opportunity — use your odds and ends, or discover some bargain bags on our clearance table for this project. Hold a strand of lace weight mohair like BERROCO "Aerial" or ROWAN "Kid Silk Haze" throughout for a more "planned" appearance.

SIZE: 60" X 13" plus fringe (optional)

MATERIALS: Approximately 1000 yards bulky weight yarn (or you may combine 2 or 3 strands of lighter weight yarns in a variety of colors and textures to get gauge); US size 10-1/2 circular knitting needle 40" length; size 11 knitting needle any type for bind-off row; US size K crochet hook for fringe

GAUGE: Approximately 3 stitches / 6 rows = 1" (gauge not critical)


DIRECTIONS: Cast on 185 stitches loosely with US size 10-1/2 circular knitting needle and smooth non-textured yarn.

Row 1 & all right side rows: Knit 1, increase in next stitch by working knit in front and back of stitch; knit across to last 3 stitches, end K2 together, K1.

Row 2 & all wrong side rows: Knit.

Repeat these two rows to desired width, changing colors and yarns as desired by tying with an overhand knot and weaving in ends as you go. Use a smooth yarn for last row and bind off using the size 11 knitting needle.

Cut fringe to 8" length. Using several strands of yarn and crochet hook, add fringe if desired. Weave in ends and trim fringe. Enjoy!



© Kathy's Kreations



*** CALENDAR OF EVENTS ***

Your safety and well-being are of our utmost concern. All in-shop events have resumed, but please call ahead for space availability. In accordance with CDC's recommendations, we are asking that you kindly wear a mask while shopping here. Hand sanitizer is available throughout the store and you are encouraged to use it before shopping. Please check in with our Facebook page (Kathy's Kreations; Ligonier, PA) and Instagram (#kathyknitz) for any updated information...

*** NOVEMBER KNIT-ALONG (KAL) ***

Stop by on Fridays during November 2021 from 10:00 am–2:00 pm (rsvp please, as our occupancy is limited) to work on our newest KALs with your stitching friends to cheer you on. This month, we will be working on the *Autumn Garden* poncho, designed by Carrie Dardis. Not working on the KAL? **You are still welcome to come – simply bring any knit or crochet project purchased at Kathy's Kreations and join the group (free!).** Follow us on "We Love Kathy's" Ravelry group November 2021 thread, Instagram (#kathyknitz) and Facebook (Kathy's Kreations; Ligonier, PA)...

*** FUN FRIDAY, November 19, 2021; 10:00 am–2:00 pm ***

Come in for the yarn and leave with friendships! Join our "knitting community" for fellowship, stitching, and how-to's for projects purchased here. Whether this is your first project or your hundredth, this is the place for you to learn, grow and enjoy being with other knitters and crocheters just like you. RSVP please, as occupancy is limited.

*** "LET'S KNIT COWLS!"; Tuesdays, November 2, 2021, and December 7, 2021; 1:00 pm–3:00 pm with instructor Karen McCullough

*** "BUILDING BLOCKS"; Tuesday, November 16, 2021, and December 21, 2021; 1:00 pm–3:00 pm with instructor Karen McCullough

Private knitting and crocheting lessons are available by appointment. Learning to knit or correcting mistakes are not the only reason to have a one-on-one tutoring lesson. Learn specialized skills like two-color Fair Isle, short rows, finishing or get help with a pattern before starting – our instructors can do it all! Additional group classes are forming for winter – ask us for details. We would be glad to do a specific class topic for groups of 4 or more. Kathy's Kreations has been the helpful hands of experienced knitting for more than 41 years!

*** OPEN HOUSE AND SMALL BUSINESS SATURDAY ***

Avoid the crowds and the mall on **Black Friday, November 26, 2021**, and shop here – we'll be open 10 am–4 pm for our annual Open House. Bring your knitting or crocheting projects purchased here and join our knit along group as we finish up our holiday gifts. There will be refreshments and a door prize sign-up for a basket drawing during the weekend!

The fun continues on **Saturday, November 27, 2021, 10 am–4 pm**, as we celebrate **SMALL BUSINESS SATURDAY**. 'Tis the season to celebrate old traditions – and make new ones. Your support makes the holidays even happier for small businesses who depend on your "shop small" patronage!

*** **TOWN-WIDE HOLIDAY OPEN HOUSE; SUNDAY, DECEMBER 5, 2021, 12 noon–5 pm** ***

It's getting chillier! We at Kathy's Kreations hope that you safely weather whatever fall squalls and winter storms are on the way with plenty of fantastic yarns, fun projects, good company and warm thoughts to keep you contented and cozy. Happy Thanksgiving!

KEEP KNITTING AND CROCHETING! Kathy